


**DISTRIBUCION DEL CALENDARIO INICIAL 2009**  
**MES DE MAYO**  
(EN NUEVOS SOLES)

SECTOR : 09 ECONOMIA Y FINANZAS  
PLIEGO : 057 SUPERINTENDENCIA NACIONAL DE ADMINISTRACION TRIBUTARIA  
EJECUTORA : 001 SUPERINTENDENCIA NACIONAL DE ADMINISTRACION TRIBUTARIA [001273]


M E N S U A L I Z A D O																
RB	ESPECIFICA DET	PIM	ENE	FEB	MAR	ABR	MAY	JUN	JUL	AGO	SET	OCT	NOV	DIC	TOTAL	SALDO
2 RECURSOS DIRECTAMENTE RECAUDADOS																
PARCIAL GEN	2.1	774,185,465	0	0	0	0	73,748,525	0	0	0	0	0	0	0	73,748,525	700,436,940
	2.1.1	712,452,607	0	0	0	0	69,754,002	0	0	0	0	0	0	0	69,754,002	642,698,605
	2.1.1.1	547,818,225	0	0	0	0	42,195,986	0	0	0	0	0	0	0	42,195,986	505,622,239
	2.1.1.1.1	539,923,053	0	0	0	0	41,538,055	0	0	0	0	0	0	0	41,538,055	498,384,998
	2.1.1.1.1.2	8,260,931	0	0	0	0	678,411	0	0	0	0	0	0	0	678,411	7,582,520
	2.1.1.1.1.4	479,539,094	0	0	0	0	36,437,068	0	0	0	0	0	0	0	36,437,068	443,102,026
	2.1.1.1.1.5	52,123,028	0	0	0	0	4,422,576	0	0	0	0	0	0	0	4,422,576	47,700,452
	2.1.1.1.2	7,895,172	0	0	0	0	657,931	0	0	0	0	0	0	0	657,931	7,237,241
	2.1.1.1.2.99	7,895,172	0	0	0	0	657,931	0	0	0	0	0	0	0	657,931	7,237,241
	2.1.1.3	0	0	0	0	0	0	0	0	0	0	0	0	0	0	0
	2.1.1.3.1	0	0	0	0	0	0	0	0	0	0	0	0	0	0	0
	2.1.1.3.1.1	0	0	0	0	0	0	0	0	0	0	0	0	0	0	0
	2.1.1.9	164,634,382	0	0	0	0	27,558,016	0	0	0	0	0	0	0	27,558,016	137,076,366
	2.1.1.9.1	85,616,329	0	0	0	0	0	0	0	0	0	0	0	0	0	85,616,329
	2.1.1.9.1.1	83,312,029	0	0	0	0	0	0	0	0	0	0	0	0	0	83,312,029
	2.1.1.9.1.3	2,304,300	0	0	0	0	0	0	0	0	0	0	0	0	0	2,304,300
	2.1.1.9.2	48,590,616	0	0	0	0	24,039,408	0	0	0	0	0	0	0	24,039,408	24,551,208
	2.1.1.9.2.1	48,590,616	0	0	0	0	24,039,408	0	0	0	0	0	0	0	24,039,408	24,551,208
	2.1.1.9.3	30,427,437	0	0	0	0	3,518,608	0	0	0	0	0	0	0	3,518,608	26,908,829
	2.1.1.9.3.1	11,700	0	0	0	0	1,100	0	0	0	0	0	0	0	1,100	10,600
	2.1.1.9.3.3	30,415,737	0	0	0	0	3,517,508	0	0	0	0	0	0	0	3,517,508	26,898,229
	2.1.2	2,039,661	0	0	0	0	0	0	0	0	0	0	0	0	0	2,039,661
	2.1.2.1	2,039,661	0	0	0	0	0	0	0	0	0	0	0	0	0	2,039,661
	2.1.2.1.2	2,039,661	0	0	0	0	0	0	0	0	0	0	0	0	0	2,039,661
	2.1.2.1.2.1	2,039,661	0	0	0	0	0	0	0	0	0	0	0	0	0	2,039,661
	2.1.3	59,693,197	0	0	0	0	3,994,523	0	0	0	0	0	0	0	3,994,523	55,698,674
	2.1.3.1	59,693,197	0	0	0	0	3,994,523	0	0	0	0	0	0	0	3,994,523	55,698,674
	2.1.3.1.1	59,693,197	0	0	0	0	3,994,523	0	0	0	0	0	0	0	3,994,523	55,698,674
	2.1.3.1.1.1	14,902,334	0	0	0	0	965,835	0	0	0	0	0	0	0	965,835	13,936,499



**DISTRIBUCION DEL CALENDARIO INICIAL 2009**  
**MES DE MAYO**  
 (EN NUEVOS SOLES)

SECTOR : 09 ECONOMIA Y FINANZAS  
 PLIEGO : 057 SUPERINTENDENCIA NACIONAL DE ADMINISTRACION TRIBUTARIA  
 EJECUTORA : 001 SUPERINTENDENCIA NACIONAL DE ADMINISTRACION TRIBUTARIA [001273]


M E N S U A L I Z A D O																
RB	ESPECIFICA DET	PIM	ENE	FEB	MAR	ABR	MAY	JUN	JUL	AGO	SET	OCT	NOV	DIC	TOTAL	SALDO
	2.1.3 1.1 3	83,858	0	0	0	0	6,988	0	0	0	0	0	0	0	6,988	76,870
	2.1.3 1.1 5	44,707,005	0	0	0	0	3,021,700	0	0	0	0	0	0	0	3,021,700	41,685,305
PARCIAL GEN	2.2	300,826	0	0	0	0	162,309	0	0	0	0	0	0	0	162,309	138,517
	2.2.1	238,826	0	0	0	0	135,509	0	0	0	0	0	0	0	135,509	103,317
	2.2.1 1	238,826	0	0	0	0	135,509	0	0	0	0	0	0	0	135,509	103,317
	2.2.1 1.1	225,879	0	0	0	0	135,509	0	0	0	0	0	0	0	135,509	90,370
	2.2.1 1.1 1	150,000	0	0	0	0	122,863	0	0	0	0	0	0	0	122,863	27,137
	2.2.1 1.1 99	75,879	0	0	0	0	12,646	0	0	0	0	0	0	0	12,646	63,233
	2.2.1 1.2	12,947	0	0	0	0	0	0	0	0	0	0	0	0	0	12,947
	2.2.1 1.2 1	12,947	0	0	0	0	0	0	0	0	0	0	0	0	0	12,947
	2.2.2	62,000	0	0	0	0	26,800	0	0	0	0	0	0	0	26,800	35,200
	2.2.2 3	62,000	0	0	0	0	26,800	0	0	0	0	0	0	0	26,800	35,200
	2.2.2 3.4	62,000	0	0	0	0	26,800	0	0	0	0	0	0	0	26,800	35,200
	2.2.2 3.4 2	50,000	0	0	0	0	25,800	0	0	0	0	0	0	0	25,800	24,200
	2.2.2 3.4 3	12,000	0	0	0	0	1,000	0	0	0	0	0	0	0	1,000	11,000
PARCIAL GEN	2.3	371,092,867	0	0	0	0	30,099,026	0	0	0	0	0	0	0	30,099,026	340,993,841
	2.3.1	51,667,586	0	0	0	0	4,090,454	0	0	0	0	0	0	0	4,090,454	47,577,132
	2.3.1 1	1,518,753	0	0	0	0	131,611	0	0	0	0	0	0	0	131,611	1,387,142
	2.3.1 1.1	1,518,753	0	0	0	0	131,611	0	0	0	0	0	0	0	131,611	1,387,142
	2.3.1 1.1 1	1,455,005	0	0	0	0	131,033	0	0	0	0	0	0	0	131,033	1,323,972
	2.3.1 1.1 2	63,748	0	0	0	0	578	0	0	0	0	0	0	0	578	63,170
	2.3.1 2	4,731,973	0	0	0	0	335,914	0	0	0	0	0	0	0	335,914	4,396,059
	2.3.1 2.1	4,731,973	0	0	0	0	335,914	0	0	0	0	0	0	0	335,914	4,396,059
	2.3.1 2.1 1	4,725,073	0	0	0	0	335,914	0	0	0	0	0	0	0	335,914	4,389,159
	2.3.1 2.1 3	6,900	0	0	0	0	0	0	0	0	0	0	0	0	0	6,900
	2.3.1 3	7,261,510	0	0	0	0	637,973	0	0	0	0	0	0	0	637,973	6,623,537
	JEFE 2.3.3	7,261,510	0	0	0	0	637,973	0	0	0	0	0	0	0	637,973	6,623,537
	2.3.1 3.1	6,958,247	0	0	0	0	611,726	0	0	0	0	0	0	0	611,726	6,346,521
	2.3.1 3.1 2	325	0	0	0	0	0	0	0	0	0	0	0	0	0	325
	2.3.1 3.1 3	302,938	0	0	0	0	26,247	0	0	0	0	0	0	0	26,247	276,691



DISTRIBUCION DEL CALENDARIO INICIAL 2009  
MES DE MAYO  
(EN NUEVOS SOLES)

SECTOR : 09 ECONOMIA Y FINANZAS  
PLIEGO : 057 SUPERINTENDENCIA NACIONAL DE ADMINISTRACION TRIBUTARIA  
EJECUTORA : 001 SUPERINTENDENCIA NACIONAL DE ADMINISTRACION TRIBUTARIA [001273]

M E N S U A L I Z A D O																
RB	ESPECIFICA DET	PIM	ENE	FEB	MAR	ABR	MAY	JUN	JUL	AGO	SET	OCT	NOV	DIC	TOTAL	SALDO
2.3.1.4		93,680	0	0	0	0	8,118	0	0	0	0	0	0	0	8,118	85,562
2.3.1.4.1		93,680	0	0	0	0	8,118	0	0	0	0	0	0	0	8,118	85,562
2.3.1.4.1.1		93,680	0	0	0	0	8,118	0	0	0	0	0	0	0	8,118	85,562
2.3.1.5		17,494,268	0	0	0	0	1,390,251	0	0	0	0	0	0	0	1,390,251	16,104,017
2.3.1.5.1		16,077,609	0	0	0	0	1,267,495	0	0	0	0	0	0	0	1,267,495	14,810,114
2.3.1.5.1.1		8,142,858	0	0	0	0	710,618	0	0	0	0	0	0	0	710,618	7,432,240
2.3.1.5.1.2		7,934,751	0	0	0	0	556,877	0	0	0	0	0	0	0	556,877	7,377,874
2.3.1.5.3		913,605	0	0	0	0	79,165	0	0	0	0	0	0	0	79,165	834,440
2.3.1.5.3.1		784,205	0	0	0	0	67,958	0	0	0	0	0	0	0	67,958	716,247
2.3.1.5.3.2		129,400	0	0	0	0	11,207	0	0	0	0	0	0	0	11,207	118,193
2.3.1.5.4		503,054	0	0	0	0	43,591	0	0	0	0	0	0	0	43,591	459,463
2.3.1.5.4.1		503,054	0	0	0	0	43,591	0	0	0	0	0	0	0	43,591	459,463
2.3.1.6		7,605,962	0	0	0	0	632,374	0	0	0	0	0	0	0	632,374	6,973,588
2.3.1.6.1		7,605,962	0	0	0	0	632,374	0	0	0	0	0	0	0	632,374	6,973,588
2.3.1.6.1.1		1,251,873	0	0	0	0	124,612	0	0	0	0	0	0	0	124,612	1,127,261
2.3.1.6.1.3		433,673	0	0	0	0	37,576	0	0	0	0	0	0	0	37,576	396,097
2.3.1.6.1.4		2,269,037	0	0	0	0	102,868	0	0	0	0	0	0	0	102,868	2,166,169
2.3.1.6.1.99		3,651,379	0	0	0	0	367,318	0	0	0	0	0	0	0	367,318	3,284,061
2.3.1.7		322,225	0	0	0	0	27,744	0	0	0	0	0	0	0	27,744	294,481
2.3.1.7.1		322,225	0	0	0	0	27,744	0	0	0	0	0	0	0	27,744	294,481
2.3.1.7.1.1		322,225	0	0	0	0	27,744	0	0	0	0	0	0	0	27,744	294,481
2.3.1.8		1,421,519	0	0	0	0	123,233	0	0	0	0	0	0	0	123,233	1,298,286
2.3.1.8.1		799,630	0	0	0	0	69,295	0	0	0	0	0	0	0	69,295	730,335
2.3.1.8.1.2		799,630	0	0	0	0	69,295	0	0	0	0	0	0	0	69,295	730,335
2.3.1.8.2		621,889	0	0	0	0	53,938	0	0	0	0	0	0	0	53,938	567,951
2.3.1.8.2.1		621,889	0	0	0	0	53,938	0	0	0	0	0	0	0	53,938	567,951
2.3.1.9		308,360	0	0	0	0	26,633	0	0	0	0	0	0	0	26,633	281,727
2.3.1.9.1		308,360	0	0	0	0	26,633	0	0	0	0	0	0	0	26,633	281,727
2.3.1.9.1.1		90,478	0	0	0	0	7,750	0	0	0	0	0	0	0	7,750	82,728
2.3.1.9.1.2		217,882	0	0	0	0	18,883	0	0	0	0	0	0	0	18,883	198,999



**DISTRIBUCION DEL CALENDARIO INICIAL 2009**  
**MES DE MAYO**  
 (EN NUEVOS SOLES)

SECTOR : 09 ECONOMIA Y FINANZAS  
 PLIEGO : 057 SUPERINTENDENCIA NACIONAL DE ADMINISTRACION TRIBUTARIA  
 EJECUTORA : 001 SUPERINTENDENCIA NACIONAL DE ADMINISTRACION TRIBUTARIA [001273]


M E N S U A L I Z A D O																
RB	ESPECIFICA DET	PIM	ENE	FEB	MAR	ABR	MAY	JUN	JUL	AGO	SET	OCT	NOV	DIC	TOTAL	SALDO
2.3.1.11		21,059	0	0	0	0	1,777	0	0	0	0	0	0	0	1,777	19,282
2.3.1.11.1		21,059	0	0	0	0	1,777	0	0	0	0	0	0	0	1,777	19,282
2.3.1.11.1.4		21,059	0	0	0	0	1,777	0	0	0	0	0	0	0	1,777	19,282
2.3.1.99		10,888,277	0	0	0	0	774,826	0	0	0	0	0	0	0	774,826	10,113,451
2.3.1.99.1		10,888,277	0	0	0	0	774,826	0	0	0	0	0	0	0	774,826	10,113,451
2.3.1.99.1.1		540,137	0	0	0	0	45,510	0	0	0	0	0	0	0	45,510	494,627
2.3.1.99.1.3		1,352,537	0	0	0	0	117,126	0	0	0	0	0	0	0	117,126	1,235,411
2.3.1.99.1.4		51,000	0	0	0	0	4,333	0	0	0	0	0	0	0	4,333	46,667
2.3.1.99.1.99		8,944,603	0	0	0	0	607,857	0	0	0	0	0	0	0	607,857	8,336,746
2.3.2		319,425,281	0	0	0	0	26,008,572	0	0	0	0	0	0	0	26,008,572	293,416,709
2.3.2.1		19,333,339	0	0	0	0	1,555,534	0	0	0	0	0	0	0	1,555,534	17,777,805
2.3.2.1.1		306,003	0	0	0	0	26,520	0	0	0	0	0	0	0	26,520	279,483
2.3.2.1.1.1		120,095	0	0	0	0	10,408	0	0	0	0	0	0	0	10,408	109,687
2.3.2.1.1.2		179,358	0	0	0	0	16,112	0	0	0	0	0	0	0	16,112	163,246
2.3.2.1.1.99		6,550	0	0	0	0	0	0	0	0	0	0	0	0	0	6,550
2.3.2.1.2		19,027,336	0	0	0	0	1,529,014	0	0	0	0	0	0	0	1,529,014	17,498,322
2.3.2.1.2.1		5,230,024	0	0	0	0	439,478	0	0	0	0	0	0	0	439,478	4,790,546
2.3.2.1.2.2		8,198,167	0	0	0	0	604,755	0	0	0	0	0	0	0	604,755	7,593,412
2.3.2.1.2.3		4,040,483	0	0	0	0	339,484	0	0	0	0	0	0	0	339,484	3,700,999
2.3.2.1.2.99		1,558,662	0	0	0	0	145,297	0	0	0	0	0	0	0	145,297	1,413,365
2.3.2.2		76,564,565	0	0	0	0	6,885,731	0	0	0	0	0	0	0	6,885,731	69,678,834
2.3.2.2.1		6,493,959	0	0	0	0	592,489	0	0	0	0	0	0	0	592,489	5,901,470
2.3.2.2.1.1		5,673,885	0	0	0	0	521,425	0	0	0	0	0	0	0	521,425	5,152,460
2.3.2.2.1.2		820,074	0	0	0	0	71,064	0	0	0	0	0	0	0	71,064	749,010
2.3.2.2.2		10,089,754	0	0	0	0	876,852	0	0	0	0	0	0	0	876,852	9,212,902
2.3.2.2.2.1		2,269,118	0	0	0	0	196,649	0	0	0	0	0	0	0	196,649	2,072,469
2.3.2.2.2.2		6,486,449	0	0	0	0	564,579	0	0	0	0	0	0	0	564,579	5,921,870
2.3.2.2.2.3		1,334,187	0	0	0	0	115,624	0	0	0	0	0	0	0	115,624	1,218,563
2.3.2.2.2.99		33,959,189	0	0	0	0	3,019,370	0	0	0	0	0	0	0	3,019,370	30,939,819
2.3.3		14,967,256	0	0	0	0	1,460,076	0	0	0	0	0	0	0	1,460,076	13,507,180



**DISTRIBUCION DEL CALENDARIO INICIAL 2009**  
**MES DE MAYO**  
(EN NUEVOS SOLES)

SECTOR : 09 ECONOMIA Y FINANZAS  
PLIEGO : 057 SUPERINTENDENCIA NACIONAL DE ADMINISTRACION TRIBUTARIA  
EJECUTORA : 001 SUPERINTENDENCIA NACIONAL DE ADMINISTRACION TRIBUTARIA [001273]


M E N S U A L I Z A D O																
RB	ESPECIFICA DET	PIM	ENE	FEB	MAR	ABR	MAY	JUN	JUL	AGO	SET	OCT	NOV	DIC	TOTAL	SALDO
2.3.2.2.3.99		18,991,933	0	0	0	0	1,559,294	0	0	0	0	0	0	0	1,559,294	17,432,639
2.3.2.2.4		26,021,663	0	0	0	0	2,397,020	0	0	0	0	0	0	0	2,397,020	23,624,643
2.3.2.2.4.2		19,164,825	0	0	0	0	1,802,767	0	0	0	0	0	0	0	1,802,767	17,362,058
2.3.2.2.4.4		6,856,838	0	0	0	0	594,253	0	0	0	0	0	0	0	594,253	6,262,585
2.3.2.3		45,588,377	0	0	0	0	3,950,978	0	0	0	0	0	0	0	3,950,978	41,637,399
2.3.2.3.1		45,588,377	0	0	0	0	3,950,978	0	0	0	0	0	0	0	3,950,978	41,637,399
2.3.2.3.1.1		6,980,848	0	0	0	0	604,999	0	0	0	0	0	0	0	604,999	6,375,849
2.3.2.3.1.2		38,607,529	0	0	0	0	3,345,979	0	0	0	0	0	0	0	3,345,979	35,261,550
2.3.2.4		34,720,386	0	0	0	0	2,376,140	0	0	0	0	0	0	0	2,376,140	32,344,246
2.3.2.4.1		34,720,386	0	0	0	0	2,376,140	0	0	0	0	0	0	0	2,376,140	32,344,246
2.3.2.4.1.1		6,008,435	0	0	0	0	477,391	0	0	0	0	0	0	0	477,391	5,531,044
2.3.2.4.1.3		8,097,478	0	0	0	0	588,860	0	0	0	0	0	0	0	588,860	7,508,618
2.3.2.4.1.4		2,516,202	0	0	0	0	219,797	0	0	0	0	0	0	0	219,797	2,296,405
2.3.2.4.1.5		16,980,500	0	0	0	0	993,227	0	0	0	0	0	0	0	993,227	15,987,273
2.3.2.4.1.99		1,117,771	0	0	0	0	96,865	0	0	0	0	0	0	0	96,865	1,020,906
2.3.2.5		9,704,695	0	0	0	0	776,236	0	0	0	0	0	0	0	776,236	8,928,459
2.3.2.5.1		9,704,695	0	0	0	0	776,236	0	0	0	0	0	0	0	776,236	8,928,459
2.3.2.5.1.1		7,262,379	0	0	0	0	549,344	0	0	0	0	0	0	0	549,344	6,713,035
2.3.2.5.1.2		9,900	0	0	0	0	858	0	0	0	0	0	0	0	858	9,042
2.3.2.5.1.3		42,900	0	0	0	0	3,522	0	0	0	0	0	0	0	3,522	39,378
2.3.2.5.1.4		1,545,825	0	0	0	0	159,801	0	0	0	0	0	0	0	159,801	1,386,024
2.3.2.5.1.99		843,691	0	0	0	0	62,711	0	0	0	0	0	0	0	62,711	780,980
2.3.2.6		46,071,419	0	0	0	0	3,849,415	0	0	0	0	0	0	0	3,849,415	42,222,004
2.3.2.6.1		1,254,585	0	0	0	0	108,741	0	0	0	0	0	0	0	108,741	1,145,844
2.3.2.6.1.1		71,940	0	0	0	0	6,231	0	0	0	0	0	0	0	6,231	65,709
2.3.2.6.1.2		1,182,645	0	0	0	0	102,510	0	0	0	0	0	0	0	102,510	1,080,135
2.3.2.6.2		38,495,227	0	0	0	0	3,266,135	0	0	0	0	0	0	0	3,266,135	35,229,092
2.3.2.6.2.1		1,270,658	0	0	0	0	258,122	0	0	0	0	0	0	0	258,122	1,012,536
2.3.2.6.2.99		37,224,569	0	0	0	0	3,008,013	0	0	0	0	0	0	0	3,008,013	34,216,556
2.3.3		6,321,607	0	0	0	0	474,539	0	0	0	0	0	0	0	474,539	5,847,068



**DISTRIBUCION DEL CALENDARIO INICIAL 2009**  
**MES DE MAYO**  
(EN NUEVOS SOLES)

SECTOR : 09 ECONOMIA Y FINANZAS  
PLIEGO : 057 SUPERINTENDENCIA NACIONAL DE ADMINISTRACION TRIBUTARIA  
EJECUTORA : 001 SUPERINTENDENCIA NACIONAL DE ADMINISTRACION TRIBUTARIA [001273]


M E N S U A L I Z A D O																
RB	ESPECIFICA DET	PIM	ENE	FEB	MAR	ABR	MAY	JUN	JUL	AGO	SET	OCT	NOV	DIC	TOTAL	SALDO
2.3.2.6.3.1		1,039,778	0	0	0	0	90,992	0	0	0	0	0	0	0	90,992	948,786
2.3.2.6.3.2		1,330,002	0	0	0	0	98,791	0	0	0	0	0	0	0	98,791	1,231,211
2.3.2.6.3.3		74,999	0	0	0	0	0	0	0	0	0	0	0	0	0	74,999
2.3.2.6.3.4		2,045,828	0	0	0	0	180,764	0	0	0	0	0	0	0	180,764	1,865,064
2.3.2.6.3.99		1,831,000	0	0	0	0	103,992	0	0	0	0	0	0	0	103,992	1,727,008
2.3.2.7		87,220,764	0	0	0	0	6,614,538	0	0	0	0	0	0	0	6,614,538	80,606,226
2.3.2.7.1		1,974,000	0	0	0	0	167,164	0	0	0	0	0	0	0	167,164	1,806,836
2.3.2.7.1.1		238,020	0	0	0	0	0	0	0	0	0	0	0	0	0	238,020
2.3.2.7.1.2		199,981	0	0	0	0	22,440	0	0	0	0	0	0	0	22,440	177,541
2.3.2.7.1.3		100,000	0	0	0	0	8,666	0	0	0	0	0	0	0	8,666	91,334
2.3.2.7.1.99		1,435,999	0	0	0	0	136,058	0	0	0	0	0	0	0	136,058	1,299,941
2.3.2.7.2		422,691	0	0	0	0	13,477	0	0	0	0	0	0	0	13,477	409,214
2.3.2.7.2.1		278,409	0	0	0	0	2,748	0	0	0	0	0	0	0	2,748	275,661
2.3.2.7.2.2		76,332	0	0	0	0	3,574	0	0	0	0	0	0	0	3,574	72,758
2.3.2.7.2.5		900	0	0	0	0	1,984	0	0	0	0	0	0	0	1,984	-1,084
2.3.2.7.2.99		67,050	0	0	0	0	5,171	0	0	0	0	0	0	0	5,171	61,879
2.3.2.7.3		15,389,468	0	0	0	0	1,333,753	0	0	0	0	0	0	0	1,333,753	14,055,715
2.3.2.7.3.1		14,060,044	0	0	0	0	1,218,537	0	0	0	0	0	0	0	1,218,537	12,841,507
2.3.2.7.3.2		1,329,424	0	0	0	0	115,216	0	0	0	0	0	0	0	115,216	1,214,208
2.3.2.7.4		5,329,273	0	0	0	0	479,956	0	0	0	0	0	0	0	479,956	4,849,317
2.3.2.7.4.1		87,000	0	0	0	0	8,666	0	0	0	0	0	0	0	8,666	78,334
2.3.2.7.4.3		4,262,555	0	0	0	0	386,391	0	0	0	0	0	0	0	386,391	3,876,164
2.3.2.7.4.99		979,718	0	0	0	0	84,899	0	0	0	0	0	0	0	84,899	894,819
2.3.2.7.5		14,499,999	0	0	0	0	1,208,333	0	0	0	0	0	0	0	1,208,333	13,291,666
2.3.2.7.5.2		14,499,999	0	0	0	0	1,208,333	0	0	0	0	0	0	0	1,208,333	13,291,666
2.3.2.7.5.40		4,794,057	0	0	0	0	417,025	0	0	0	0	0	0	0	417,025	4,377,032
2.3.2.7.5.41.1		4,664,118	0	0	0	0	406,939	0	0	0	0	0	0	0	406,939	4,257,179
2.3.2.7.5.41.2		113,445	0	0	0	0	8,666	0	0	0	0	0	0	0	8,666	104,779
2.3.2.7.5.40.99		16,494	0	0	0	0	1,420	0	0	0	0	0	0	0	1,420	15,074
2.3.2.7.11		44,811,276	0	0	0	0	2,994,830	0	0	0	0	0	0	0	2,994,830	41,816,446



**DISTRIBUCION DEL CALENDARIO INICIAL 2009**  
**MES DE MAYO**  
(EN NUEVOS SOLES)

SECTOR : 09 ECONOMIA Y FINANZAS  
PLIEGO : 057 SUPERINTENDENCIA NACIONAL DE ADMINISTRACION TRIBUTARIA  
EJECUTORA : 001 SUPERINTENDENCIA NACIONAL DE ADMINISTRACION TRIBUTARIA [001273]

M E N S U A L I Z A D O																
RB	ESPECIFICA DET	PIM	ENE	FEB	MAR	ABR	MAY	JUN	JUL	AGO	SET	OCT	NOV	DIC	TOTAL	SALDO
	2.3.2 7.11 1	129,930	0	0	0	0	10,276	0	0	0	0	0	0	0	10,276	119,654
	2.3.2 7.11 2	19,451,908	0	0	0	0	1,342,976	0	0	0	0	0	0	0	1,342,976	18,108,932
	2.3.2 7.11 3	518,280	0	0	0	0	44,911	0	0	0	0	0	0	0	44,911	473,369
	2.3.2 7.11 99	24,711,158	0	0	0	0	1,596,667	0	0	0	0	0	0	0	1,596,667	23,114,491
	2.3.2 8	221,736	0	0	0	0	0	0	0	0	0	0	0	0	0	221,736
	2.3.2 8.1	221,736	0	0	0	0	0	0	0	0	0	0	0	0	0	221,736
	2.3.2 8.1.1	221,736	0	0	0	0	0	0	0	0	0	0	0	0	0	221,736
PARCIAL GEN	2.4	231,861	0	0	0	0	0	0	0	0	0	0	0	0	0	231,861
	2.4.1	231,861	0	0	0	0	0	0	0	0	0	0	0	0	0	231,861
	2.4.1.2	231,861	0	0	0	0	0	0	0	0	0	0	0	0	0	231,861
	2.4.1.2.1	231,861	0	0	0	0	0	0	0	0	0	0	0	0	0	231,861
	2.4.1.2.1.99	231,861	0	0	0	0	0	0	0	0	0	0	0	0	0	231,861
PARCIAL GEN	2.5	72,983,541	0	0	0	0	3,557,947	0	0	0	0	0	0	0	3,557,947	69,425,594
	2.5.2	13,249,020	0	0	0	0	858,520	0	0	0	0	0	0	0	858,520	12,390,500
	2.5.2.1	13,249,020	0	0	0	0	858,520	0	0	0	0	0	0	0	858,520	12,390,500
	2.5.2.1.1	13,249,020	0	0	0	0	858,520	0	0	0	0	0	0	0	858,520	12,390,500
	2.5.2.1.1.3	2,500	0	0	0	0	0	0	0	0	0	0	0	0	0	2,500
	2.5.2.1.1.4	13,246,520	0	0	0	0	858,520	0	0	0	0	0	0	0	858,520	12,388,000
	2.5.4	4,934,521	0	0	0	0	189,805	0	0	0	0	0	0	0	189,805	4,744,716
	2.5.4.1	1,761,195	0	0	0	0	164,668	0	0	0	0	0	0	0	164,668	1,596,527
	2.5.4.1.1	1,104,495	0	0	0	0	160,829	0	0	0	0	0	0	0	160,829	943,666
	2.5.4.1.1.1	1,104,495	0	0	0	0	160,829	0	0	0	0	0	0	0	160,829	943,666
	2.5.4.1.2	610,900	0	0	0	0	0	0	0	0	0	0	0	0	0	610,900
	2.5.4.1.2.1	610,900	0	0	0	0	0	0	0	0	0	0	0	0	0	610,900
	2.5.4.1.3	45,800	0	0	0	0	3,839	0	0	0	0	0	0	0	3,839	41,961
	2.5.4.1.3.1	45,800	0	0	0	0	3,839	0	0	0	0	0	0	0	3,839	41,961
	2.5.4.2	3,173,326	0	0	0	0	25,137	0	0	0	0	0	0	0	25,137	3,148,189
	(e) 2.5.4.3.1	1,928,250	0	0	0	0	16,330	0	0	0	0	0	0	0	16,330	1,911,920
	2.5.4.3.1.1	1,928,250	0	0	0	0	16,330	0	0	0	0	0	0	0	16,330	1,911,920
	2.5.4.3.2	1,194,285	0	0	0	0	8,797	0	0	0	0	0	0	0	8,797	1,185,488



**DISTRIBUCION DEL CALENDARIO INICIAL 2009**  
**MES DE MAYO**  
(EN NUEVOS SOLES)

SECTOR : 09 ECONOMIA Y FINANZAS  
PLIEGO : 057 SUPERINTENDENCIA NACIONAL DE ADMINISTRACION TRIBUTARIA  
EJECUTORA : 001 SUPERINTENDENCIA NACIONAL DE ADMINISTRACION TRIBUTARIA [001273]

M E N S U A L I Z A D O																
RB	ESPECIFICA DET	PIM	ENE	FEB	MAR	ABR	MAY	JUN	JUL	AGO	SET	OCT	NOV	DIC	TOTAL	SALDO
	2.5.4.3.2.1	1,194,285	0	0	0	0	8,797	0	0	0	0	0	0	0	8,797	1,185,488
	2.5.4.3.3	50,791	0	0	0	0	10	0	0	0	0	0	0	0	10	50,781
	2.5.4.3.3.1	50,791	0	0	0	0	10	0	0	0	0	0	0	0	10	50,781
	2.5.5	54,800,000	0	0	0	0	2,509,622	0	0	0	0	0	0	0	2,509,622	52,290,378
	2.5.5.1	12,203,000	0	0	0	0	1,063,000	0	0	0	0	0	0	0	1,063,000	11,140,000
	2.5.5.1.1	11,400,000	0	0	0	0	960,000	0	0	0	0	0	0	0	960,000	10,440,000
	2.5.5.1.1.1	11,400,000	0	0	0	0	960,000	0	0	0	0	0	0	0	960,000	10,440,000
	2.5.5.1.3	803,000	0	0	0	0	103,000	0	0	0	0	0	0	0	103,000	700,000
	2.5.5.1.3.1	803,000	0	0	0	0	103,000	0	0	0	0	0	0	0	103,000	700,000
	2.5.5.2	42,597,000	0	0	0	0	1,446,622	0	0	0	0	0	0	0	1,446,622	41,150,378
	2.5.5.2.1	42,597,000	0	0	0	0	1,446,622	0	0	0	0	0	0	0	1,446,622	41,150,378
	2.5.5.2.1.99	42,597,000	0	0	0	0	1,446,622	0	0	0	0	0	0	0	1,446,622	41,150,378
PARCIAL GEN	2.6	166,235,362	0	0	0	0	2,808,151	0	0	0	0	0	0	0	2,808,151	163,427,211
	2.6.3	142,953,526	0	0	0	0	1,780,827	0	0	0	0	0	0	0	1,780,827	141,172,699
	2.6.3.1	3,231,694	0	0	0	0	0	0	0	0	0	0	0	0	0	3,231,694
	2.6.3.1.1	3,231,694	0	0	0	0	0	0	0	0	0	0	0	0	0	3,231,694
	2.6.3.1.1.1	3,231,694	0	0	0	0	0	0	0	0	0	0	0	0	0	3,231,694
	2.6.3.2	139,721,832	0	0	0	0	1,780,827	0	0	0	0	0	0	0	1,780,827	137,941,005
	2.6.3.2.1	55,811,049	0	0	0	0	515,581	0	0	0	0	0	0	0	515,581	55,295,468
	2.6.3.2.1.1	17,835,723	0	0	0	0	236,746	0	0	0	0	0	0	0	236,746	17,598,977
	2.6.3.2.1.2	37,975,326	0	0	0	0	278,835	0	0	0	0	0	0	0	278,835	37,696,491
	2.6.3.2.3	51,076,862	0	0	0	0	613,675	0	0	0	0	0	0	0	613,675	50,463,187
	2.6.3.2.3.1	50,191,936	0	0	0	0	577,411	0	0	0	0	0	0	0	577,411	49,614,525
	2.6.3.2.3.3	884,926	0	0	0	0	36,264	0	0	0	0	0	0	0	36,264	848,662
	2.6.3.2.4	115,610	0	0	0	0	0	0	0	0	0	0	0	0	0	115,610
	2.6.3.2.4.2	115,610	0	0	0	0	0	0	0	0	0	0	0	0	0	115,610
	2.6.3.2.8	468,526	0	0	0	0	0	0	0	0	0	0	0	0	0	468,526
	2.6.3.2.8.1	468,526	0	0	0	0	0	0	0	0	0	0	0	0	0	468,526
	2.6.3.2.8.1(e)	32,249,785	0	0	0	0	651,571	0	0	0	0	0	0	0	651,571	31,598,214
	2.6.3.2.8.1.1	3,870,725	0	0	0	0	343,866	0	0	0	0	0	0	0	343,866	3,526,859






**DISTRIBUCION DEL CALENDARIO INICIAL 2009**  
**MES DE MAYO**  
 (EN NUEVOS SOLES)

SECTOR : 09 ECONOMIA Y FINANZAS  
 PLIEGO : 057 SUPERINTENDENCIA NACIONAL DE ADMINISTRACION TRIBUTARIA  
 EJECUTORA : 001 SUPERINTENDENCIA NACIONAL DE ADMINISTRACION TRIBUTARIA [001273]

M E N S U A L I Z A D O																
RB	ESPECIFICA DET	PIM	ENE	FEB	MAR	ABR	MAY	JUN	JUL	AGO	SET	OCT	NOV	DIC	TOTAL	SALDO
2.6.3.2.9.2		5,000	0	0	0	0	0	0	0	0	0	0	0	0	0	5,000
2.6.3.2.9.3		24,793,800	0	0	0	0	143,098	0	0	0	0	0	0	0	143,098	24,650,702
2.6.3.2.9.4		1,049,064	0	0	0	0	5,273	0	0	0	0	0	0	0	5,273	1,043,791
2.6.3.2.9.99		2,531,196	0	0	0	0	159,334	0	0	0	0	0	0	0	159,334	2,371,862
2.6.6		23,261,836	0	0	0	0	1,027,324	0	0	0	0	0	0	0	1,027,324	22,234,512
2.6.6.1		23,261,836	0	0	0	0	1,027,324	0	0	0	0	0	0	0	1,027,324	22,234,512
2.6.6.1.2		4,000	0	0	0	0	0	0	0	0	0	0	0	0	0	4,000
2.6.6.1.2.1		4,000	0	0	0	0	0	0	0	0	0	0	0	0	0	4,000
2.6.6.1.3		5,436,051	0	0	0	0	352,644	0	0	0	0	0	0	0	352,644	5,083,407
2.6.6.1.3.2		5,436,051	0	0	0	0	352,644	0	0	0	0	0	0	0	352,644	5,083,407
2.6.6.1.99		17,821,785	0	0	0	0	674,680	0	0	0	0	0	0	0	674,680	17,147,105
2.6.6.1.99.99		17,821,785	0	0	0	0	674,680	0	0	0	0	0	0	0	674,680	17,147,105
2.6.8		20,000	0	0	0	0	0	0	0	0	0	0	0	0	0	20,000
2.6.8.1		20,000	0	0	0	0	0	0	0	0	0	0	0	0	0	20,000
2.6.8.1.4		20,000	0	0	0	0	0	0	0	0	0	0	0	0	0	20,000
2.6.8.1.4.99		20,000	0	0	0	0	0	0	0	0	0	0	0	0	0	20,000
PARCIAL GEN 2.8		936,220	0	0	0	0	0	0	0	0	0	0	0	0	0	936,220
2.8.1		432,549	0	0	0	0	0	0	0	0	0	0	0	0	0	432,549
2.8.1.1		432,549	0	0	0	0	0	0	0	0	0	0	0	0	0	432,549
2.8.1.1.2		432,549	0	0	0	0	0	0	0	0	0	0	0	0	0	432,549
2.8.1.1.2.1		432,549	0	0	0	0	0	0	0	0	0	0	0	0	0	432,549
2.8.2		484,475	0	0	0	0	0	0	0	0	0	0	0	0	0	484,475
2.8.2.1		484,475	0	0	0	0	0	0	0	0	0	0	0	0	0	484,475
2.8.2.1.2		484,475	0	0	0	0	0	0	0	0	0	0	0	0	0	484,475
2.8.2.1.2.1		484,475	0	0	0	0	0	0	0	0	0	0	0	0	0	484,475
2.8.3		19,196	0	0	0	0	0	0	0	0	0	0	0	0	0	19,196
2.8.3.1		19,196	0	0	0	0	0	0	0	0	0	0	0	0	0	19,196
(e)2.8.3.1.2		19,196	0	0	0	0	0	0	0	0	0	0	0	0	0	19,196
2.8.3.1.2.1		19,196	0	0	0	0	0	0	0	0	0	0	0	0	0	19,196



**DISTRIBUCION DEL CALENDARIO INICIAL 2009**  
**MES DE MAYO**  
 (EN NUEVOS SOLES)

SECTOR : 09 ECONOMIA Y FINANZAS  
 PLIEGO : 057 SUPERINTENDENCIA NACIONAL DE ADMINISTRACION TRIBUTARIA  
 EJECUTORA : 001 SUPERINTENDENCIA NACIONAL DE ADMINISTRACION TRIBUTARIA [001273]

M E N S U A L I Z A D O																
RB	ESPECIFICA DET	PIM	ENE	FEB	MAR	ABR	MAY	JUN	JUL	AGO	SET	OCT	NOV	DIC	TOTAL	SALDO
<b>PARCIAL FUENTE</b>		<b>1,385,988,142</b>	<b>0</b>	<b>0</b>	<b>0</b>	<b>0</b>	<b>110,375,958</b>	<b>0</b>	<b>0</b>	<b>0</b>	<b>0</b>	<b>0</b>	<b>0</b>	<b>0</b>	<b>110,375,958</b>	<b>1,275,612,184</b>
3 RECURSOS POR OPERACIONES OFICIALES DE CREDITO																
PARCIAL GEN	2.6	2,705,940	0	0	0	0	474,528	0	0	0	0	0	0	0	474,528	2,231,412
	2.6.3	238,850	0	0	0	0	40,000	0	0	0	0	0	0	0	40,000	198,850
	2.6.3.2	238,850	0	0	0	0	40,000	0	0	0	0	0	0	0	40,000	198,850
	2.6.3.2.3	238,850	0	0	0	0	40,000	0	0	0	0	0	0	0	40,000	198,850
	2.6.3.2.3.1	238,850	0	0	0	0	40,000	0	0	0	0	0	0	0	40,000	198,850
	2.6.6	2,467,090	0	0	0	0	434,528	0	0	0	0	0	0	0	434,528	2,032,562
	2.6.6.1	2,467,090	0	0	0	0	434,528	0	0	0	0	0	0	0	434,528	2,032,562
	2.6.6.1.3	529,233	0	0	0	0	113,617	0	0	0	0	0	0	0	113,617	415,616
	2.6.6.1.3.2	529,233	0	0	0	0	113,617	0	0	0	0	0	0	0	113,617	415,616
	2.6.6.1.99	1,937,857	0	0	0	0	320,911	0	0	0	0	0	0	0	320,911	1,616,946
	2.6.6.1.99.99	1,937,857	0	0	0	0	320,911	0	0	0	0	0	0	0	320,911	1,616,946



**DISTRIBUCION DEL CALENDARIO INICIAL 2009**  
**MES DE MAYO**  
 (EN NUEVOS SOLES)

SECTOR : 09 ECONOMIA Y FINANZAS  
 PLIEGO : 057 SUPERINTENDENCIA NACIONAL DE ADMINISTRACION TRIBUTARIA  
 EJECUTORA : 001 SUPERINTENDENCIA NACIONAL DE ADMINISTRACION TRIBUTARIA [001273]

M E N S U A L I Z A D O																
RB	ESPECIFICA DET	PIM	ENE	FEB	MAR	ABR	MAY	JUN	JUL	AGO	SET	OCT	NOV	DIC	TOTAL	SALDO
RESUMEN ...																
	TOTAL FUENTE 2	1,385,966,142	0	0	0	0	110,375,958	0	0	0	0	0	0	0	110,375,958	1,275,590,184
	TOTAL FUENTE 3	2,705,940	0	0	0	0	474,528	0	0	0	0	0	0	0	474,528	2,231,412
<hr/>																
	<b>TOTAL EJECUTORA</b>	<b>1,388,672,082</b>	<b>0</b>	<b>0</b>	<b>0</b>	<b>0</b>	<b>110,850,486</b>	<b>0</b>	<b>0</b>	<b>0</b>	<b>0</b>	<b>0</b>	<b>0</b>	<b>0</b>	<b>110,850,486</b>	<b>1,277,821,596</b>

