


**DISTRIBUCION DEL CALENDARIO INICIAL 2009**  
**MES DE MARZO**  
 (EN NUEVOS SOLES)

SECTOR : 09 ECONOMIA Y FINANZAS  
 PLIEGO : 057 SUPERINTENDENCIA NACIONAL DE ADMINISTRACION TRIBUTARIA  
 EJECUTORA : 001 SUPERINTENDENCIA NACIONAL DE ADMINISTRACION TRIBUTARIA [001273]

M E N S U A L I Z A D O																
RB	ESPECIFICA DET	PIM	ENE	FEB	MAR	ABR	MAY	JUN	JUL	AGO	SET	OCT	NOV	DIC	TOTAL	SALDO
<b>2 RECURSOS DIRECTAMENTE RECAUDADOS</b>																
PARCIAL GEN	2.1	774,185,465	0	0	47,191,589	0	0	0	0	0	0	0	0	0	47,191,589	726,993,876
	2.1.1	712,452,607	0	0	42,995,667	0	0	0	0	0	0	0	0	0	42,995,667	669,456,940
	2.1.1.1	547,818,225	0	0	42,834,987	0	0	0	0	0	0	0	0	0	42,834,987	504,983,238
	2.1.1.1.1	539,923,053	0	0	42,177,055	0	0	0	0	0	0	0	0	0	42,177,055	497,745,998
	2.1.1.1.1.2	8,172,931	0	0	678,411	0	0	0	0	0	0	0	0	0	678,411	7,494,520
	2.1.1.1.1.4	479,636,094	0	0	37,187,068	0	0	0	0	0	0	0	0	0	37,187,068	442,449,026
	2.1.1.1.1.5	52,114,028	0	0	4,311,576	0	0	0	0	0	0	0	0	0	4,311,576	47,802,452
	2.1.1.1.2	7,895,172	0	0	657,932	0	0	0	0	0	0	0	0	0	657,932	7,237,240
	2.1.1.1.2.99	7,895,172	0	0	657,932	0	0	0	0	0	0	0	0	0	657,932	7,237,240
	2.1.1.9	164,634,382	0	0	160,680	0	0	0	0	0	0	0	0	0	160,680	164,473,702
	2.1.1.9.1	85,616,329	0	0	0	0	0	0	0	0	0	0	0	0	0	85,616,329
	2.1.1.9.1.1	83,312,029	0	0	0	0	0	0	0	0	0	0	0	0	0	83,312,029
	2.1.1.9.1.3	2,304,300	0	0	0	0	0	0	0	0	0	0	0	0	0	2,304,300
	2.1.1.9.2	48,590,616	0	0	60,000	0	0	0	0	0	0	0	0	0	60,000	48,530,616
	2.1.1.9.2.1	48,590,616	0	0	60,000	0	0	0	0	0	0	0	0	0	60,000	48,530,616
	2.1.1.9.3	30,427,437	0	0	100,680	0	0	0	0	0	0	0	0	0	100,680	30,326,757
	2.1.1.9.3.1	11,700	0	0	680	0	0	0	0	0	0	0	0	0	680	11,020
	2.1.1.9.3.3	30,415,737	0	0	100,000	0	0	0	0	0	0	0	0	0	100,000	30,315,737
	2.1.2	2,039,661	0	0	173,933	0	0	0	0	0	0	0	0	0	173,933	1,865,728
	2.1.2.1	2,039,661	0	0	173,933	0	0	0	0	0	0	0	0	0	173,933	1,865,728
	2.1.2.1.2	2,039,661	0	0	173,933	0	0	0	0	0	0	0	0	0	173,933	1,865,728
	2.1.2.1.2.1	2,039,661	0	0	173,933	0	0	0	0	0	0	0	0	0	173,933	1,865,728
	2.1.3	59,693,197	0	0	4,021,989	0	0	0	0	0	0	0	0	0	4,021,989	55,671,208
	2.1.3.1	59,693,197	0	0	4,021,989	0	0	0	0	0	0	0	0	0	4,021,989	55,671,208
	2.1.3.1.1	59,693,197	0	0	4,021,989	0	0	0	0	0	0	0	0	0	4,021,989	55,671,208
	2.1.3.1.1.1	14,902,094	0	0	1,000,000	0	0	0	0	0	0	0	0	0	1,000,000	13,902,094
	2.1.3.1.1.3	84,178	0	0	6,989	0	0	0	0	0	0	0	0	0	6,989	77,189
	2.1.3.1.1.5	44,706,925	0	0	3,015,000	0	0	0	0	0	0	0	0	0	3,015,000	41,691,925
PARCIAL GEN	2.2	150,826	0	0	11,424	0	0	0	0	0	0	0	0	0	11,424	139,402



**DISTRIBUCION DEL CALENDARIO INICIAL 2009**  
**MES DE MARZO**  
(EN NUEVOS SOLES)

SECTOR : 09 ECONOMIA Y FINANZAS  
PLIEGO : 057 SUPERINTENDENCIA NACIONAL DE ADMINISTRACION TRIBUTARIA  
EJECUTORA : 001 SUPERINTENDENCIA NACIONAL DE ADMINISTRACION TRIBUTARIA [001273]

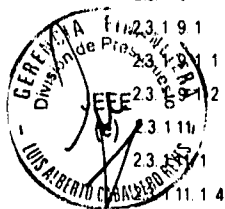
M E N S U A L I Z A D O																
RB	ESPECIFICA DET	PIM	ENE	FEB	MAR	ABR	MAY	JUN	JUL	AGO	SET	OCT	NOV	DIC	TOTAL	SALDO
2.2	1	88.826	0	0	6.324	0	0	0	0	0	0	0	0	0	6.324	82.502
2.2	1 1	88.826	0	0	6.324	0	0	0	0	0	0	0	0	0	6.324	82.502
2.2	1 1.1	75.879	0	0	6.324	0	0	0	0	0	0	0	0	0	6.324	69.555
2.2	1 1.1 99	75.879	0	0	6.324	0	0	0	0	0	0	0	0	0	6.324	69.555
2.2	1 1.2	12.947	0	0	0	0	0	0	0	0	0	0	0	0	0	12.947
2.2	1 1.2 1	12.947	0	0	0	0	0	0	0	0	0	0	0	0	0	12.947
2.2	2	62.000	0	0	5.100	0	0	0	0	0	0	0	0	0	5.100	56.900
2.2	2 3	62.000	0	0	5.100	0	0	0	0	0	0	0	0	0	5.100	56.900
2.2	2 3 4	62.000	0	0	5.100	0	0	0	0	0	0	0	0	0	5.100	56.900
2.2	2 3 4 2	50.000	0	0	4.500	0	0	0	0	0	0	0	0	0	4.500	45.500
2.2	2 3 4 3	12.000	0	0	600	0	0	0	0	0	0	0	0	0	600	11.400
PARCIAL GEN	2.3	371,242,867	0	0	24,239,674	0	0	0	0	0	0	0	0	0	24,239,674	347,003,193
2.3	1	51,502,986	0	0	3,133,749	0	0	0	0	0	0	0	0	0	3,133,749	48,369,237
2.3	1 1	1,518,753	0	0	96,207	0	0	0	0	0	0	0	0	0	96,207	1,422,546
2.3	1 1.1	1,518,753	0	0	96,207	0	0	0	0	0	0	0	0	0	96,207	1,422,546
2.3	1 1.1 1	1,495,005	0	0	95,771	0	0	0	0	0	0	0	0	0	95,771	1,399,234
2.3	1 1.1 2	23,748	0	0	436	0	0	0	0	0	0	0	0	0	436	23,312
2.3	1 2	4,731,973	0	0	174,600	0	0	0	0	0	0	0	0	0	174,600	4,557,373
2.3	1 2.1	4,731,973	0	0	174,600	0	0	0	0	0	0	0	0	0	174,600	4,557,373
2.3	1 2.1 1	4,731,973	0	0	174,600	0	0	0	0	0	0	0	0	0	174,600	4,557,373
2.3	1 3	7,261,410	0	0	466,237	0	0	0	0	0	0	0	0	0	466,237	6,795,173
2.3	1 3 1	7,261,410	0	0	466,237	0	0	0	0	0	0	0	0	0	466,237	6,795,173
2.3	1 3 1 1	6,958,462	0	0	447,044	0	0	0	0	0	0	0	0	0	447,044	6,511,418
2.3	1 3 4	302,948	0	0	19,193	0	0	0	0	0	0	0	0	0	19,193	283,755
2.3	1 4	93,680	0	0	5,933	0	0	0	0	0	0	0	0	0	5,933	87,747
2.3	1 4 1	93,680	0	0	5,933	0	0	0	0	0	0	0	0	0	5,933	87,747
2.3	1 4 1 1	93,680	0	0	5,933	0	0	0	0	0	0	0	0	0	5,933	87,747
2.3	1 5	17,494,718	0	0	1,120,703	0	0	0	0	0	0	0	0	0	1,120,703	16,374,015
2.3	1 5.1	16,078,059	0	0	1,030,960	0	0	0	0	0	0	0	0	0	1,030,960	15,047,099
2.3	1 5.1 1	8,142,858	0	0	522,053	0	0	0	0	0	0	0	0	0	522,053	7,620,805



**DISTRIBUCION DEL CALENDARIO INICIAL 2009**  
**MES DE MARZO**  
 (EN NUEVOS SOLES)

SECTOR : 09 ECONOMIA Y FINANZAS  
 PLIEGO : 057 SUPERINTENDENCIA NACIONAL DE ADMINISTRACION TRIBUTARIA  
 EJECUTORA : 001 SUPERINTENDENCIA NACIONAL DE ADMINISTRACION TRIBUTARIA [001273]


M E N S U A L I Z A D O																
RB	ESPECIFICA DET	PIM	ENE	FEB	MAR	ABR	MAY	JUN	JUL	AGO	SET	OCT	NOV	DIC	TOTAL	SALDO
2.3.1.5.1.2		7,935,201	0	0	508,907	0	0	0	0	0	0	0	0	0	508,907	7,426,294
2.3.1.5.3		913,605	0	0	57,877	0	0	0	0	0	0	0	0	0	57,877	855,728
2.3.1.5.3.1		784,205	0	0	49,673	0	0	0	0	0	0	0	0	0	49,673	734,532
2.3.1.5.3.2		129,400	0	0	8,204	0	0	0	0	0	0	0	0	0	8,204	121,196
2.3.1.5.4		503,054	0	0	31,866	0	0	0	0	0	0	0	0	0	31,866	471,188
2.3.1.5.4.1		503,054	0	0	31,866	0	0	0	0	0	0	0	0	0	31,866	471,188
2.3.1.6		7,460,962	0	0	450,389	0	0	0	0	0	0	0	0	0	450,389	7,010,573
2.3.1.6.1		7,460,962	0	0	450,389	0	0	0	0	0	0	0	0	0	450,389	7,010,573
2.3.1.6.1.1		1,251,873	0	0	79,293	0	0	0	0	0	0	0	0	0	79,293	1,172,580
2.3.1.6.1.3		433,673	0	0	27,468	0	0	0	0	0	0	0	0	0	27,468	406,205
2.3.1.6.1.4		1,587,037	0	0	75,187	0	0	0	0	0	0	0	0	0	75,187	1,511,850
2.3.1.6.199		4,188,379	0	0	268,441	0	0	0	0	0	0	0	0	0	268,441	3,919,938
2.3.1.7		320,225	0	0	20,291	0	0	0	0	0	0	0	0	0	20,291	299,934
2.3.1.7.1		320,225	0	0	20,291	0	0	0	0	0	0	0	0	0	20,291	299,934
2.3.1.7.1.1		320,225	0	0	20,291	0	0	0	0	0	0	0	0	0	20,291	299,934
2.3.1.8		1,422,069	0	0	90,077	0	0	0	0	0	0	0	0	0	90,077	1,331,992
2.3.1.8.1		799,630	0	0	50,651	0	0	0	0	0	0	0	0	0	50,651	748,979
2.3.1.8.1.2		799,630	0	0	50,651	0	0	0	0	0	0	0	0	0	50,651	748,979
2.3.1.8.2		622,439	0	0	39,426	0	0	0	0	0	0	0	0	0	39,426	583,013
2.3.1.8.2.1		622,439	0	0	39,426	0	0	0	0	0	0	0	0	0	39,426	583,013
2.3.1.9		307,310	0	0	19,464	0	0	0	0	0	0	0	0	0	19,464	287,846
2.3.1.9.1		307,310	0	0	19,464	0	0	0	0	0	0	0	0	0	19,464	287,846
2.3.1.9.1.1		89,428	0	0	5,665	0	0	0	0	0	0	0	0	0	5,665	83,763
2.3.1.9.1.2		217,882	0	0	13,799	0	0	0	0	0	0	0	0	0	13,799	204,083
2.3.1.11		20,609	0	0	1,301	0	0	0	0	0	0	0	0	0	1,301	19,308
2.3.1.11.1		20,609	0	0	1,301	0	0	0	0	0	0	0	0	0	1,301	19,308
2.3.1.11.1.4		20,609	0	0	1,301	0	0	0	0	0	0	0	0	0	1,301	19,308
2.3.1.99		10,871,277	0	0	688,547	0	0	0	0	0	0	0	0	0	688,547	10,182,730
2.3.1.99.1		10,871,277	0	0	688,547	0	0	0	0	0	0	0	0	0	688,547	10,182,730
2.3.1.99.1.1		525,137	0	0	33,274	0	0	0	0	0	0	0	0	0	33,274	491,863



**DISTRIBUCION DEL CALENDARIO INICIAL 2009**  
**MES DE MARZO**  
 (EN NUEVOS SOLES)

SECTOR : 09 ECONOMIA Y FINANZAS  
 PLIEGO : 057 SUPERINTENDENCIA NACIONAL DE ADMINISTRACION TRIBUTARIA  
 EJECUTORA : 001 SUPERINTENDENCIA NACIONAL DE ADMINISTRACION TRIBUTARIA [001273]


M E N S U A L I Z A D O																
RB	ESPECIFICA DET	PIM	ENE	FEB	MAR	ABR	MAY	JUN	JUL	AGO	SET	OCT	NOV	DIC	TOTAL	SALDO
2.3.199.1.3		1,351,537	0	0	85,604	0	0	0	0	0	0	0	0	0	85,604	1,265,933
2.3.199.1.4		50,000	0	0	3,168	0	0	0	0	0	0	0	0	0	3,168	46,832
2.3.199.1.99		8,944,603	0	0	566,501	0	0	0	0	0	0	0	0	0	566,501	8,378,102
2.3.2		319,739,881	0	0	21,105,925	0	0	0	0	0	0	0	0	0	21,105,925	298,633,956
2.3.2.1		19,466,739	0	0	1,230,444	0	0	0	0	0	0	0	0	0	1,230,444	18,236,295
2.3.2.1.1		306,813	0	0	19,380	0	0	0	0	0	0	0	0	0	19,380	287,433
2.3.2.1.1.1		120,905	0	0	7,606	0	0	0	0	0	0	0	0	0	7,606	113,299
2.3.2.1.1.2		185,908	0	0	11,774	0	0	0	0	0	0	0	0	0	11,774	174,134
2.3.2.1.2		19,159,926	0	0	1,211,064	0	0	0	0	0	0	0	0	0	1,211,064	17,948,862
2.3.2.1.2.1		5,297,614	0	0	341,191	0	0	0	0	0	0	0	0	0	341,191	4,956,423
2.3.2.1.2.2		8,308,167	0	0	521,580	0	0	0	0	0	0	0	0	0	521,580	7,786,587
2.3.2.1.2.3		3,992,183	0	0	248,092	0	0	0	0	0	0	0	0	0	248,092	3,744,091
2.3.2.1.2.99		1,561,962	0	0	100,201	0	0	0	0	0	0	0	0	0	100,201	1,461,761
2.3.2.2		76,064,565	0	0	4,819,271	0	0	0	0	0	0	0	0	0	4,819,271	71,245,294
2.3.2.2.1		6,493,959	0	0	411,299	0	0	0	0	0	0	0	0	0	411,299	6,082,660
2.3.2.2.1.1		5,673,885	0	0	359,356	0	0	0	0	0	0	0	0	0	359,356	5,314,529
2.3.2.2.1.2		820,074	0	0	51,943	0	0	0	0	0	0	0	0	0	51,943	768,131
2.3.2.2.2		10,089,754	0	0	640,815	0	0	0	0	0	0	0	0	0	640,815	9,448,939
2.3.2.2.2.1		2,269,118	0	0	143,720	0	0	0	0	0	0	0	0	0	143,720	2,125,398
2.3.2.2.2.2		6,486,449	0	0	412,590	0	0	0	0	0	0	0	0	0	412,590	6,073,859
2.3.2.2.2.3		1,334,187	0	0	84,505	0	0	0	0	0	0	0	0	0	84,505	1,249,682
2.3.2.2.3		33,459,189	0	0	2,119,101	0	0	0	0	0	0	0	0	0	2,119,101	31,340,088
2.3.2.2.3.1		15,467,256	0	0	979,603	0	0	0	0	0	0	0	0	0	979,603	14,487,653
2.3.2.2.3.2		17,991,933	0	0	1,139,498	0	0	0	0	0	0	0	0	0	1,139,498	16,852,435
2.3.2.2.4		26,021,663	0	0	1,648,056	0	0	0	0	0	0	0	0	0	1,648,056	24,373,607
2.3.2.2.4.1		19,164,825	0	0	1,213,781	0	0	0	0	0	0	0	0	0	1,213,781	17,951,044
2.3.2.2.4.2		6,856,838	0	0	434,275	0	0	0	0	0	0	0	0	0	434,275	6,422,563
2.3.2.3		45,588,377	0	0	2,887,279	0	0	0	0	0	0	0	0	0	2,887,279	42,701,098
2.3.2.3.1		45,588,377	0	0	2,887,279	0	0	0	0	0	0	0	0	0	2,887,279	42,701,098
2.3.2.3.1.1		6,980,848	0	0	442,130	0	0	0	0	0	0	0	0	0	442,130	6,538,718



**DISTRIBUCION DEL CALENDARIO INICIAL 2009**  
**MES DE MARZO**  
 (EN NUEVOS SOLES)

SECTOR : 09 ECONOMIA Y FINANZAS  
 PLIEGO : 057 SUPERINTENDENCIA NACIONAL DE ADMINISTRACION TRIBUTARIA  
 EJECUTORA : 001 SUPERINTENDENCIA NACIONAL DE ADMINISTRACION TRIBUTARIA [001273]


M E N S U A L I Z A D O																	
RB	ESPECIFICA DET	PIM	ENE	FEB	MAR	ABR	MAY	JUN	JUL	AGO	SET	OCT	NOV	DIC	TOTAL	SALDO	
2.3.2.3.1.2		38,607,529	0	0	2,445,149	0	0	0	0	0	0	0	0	0	2,445,149	36,162,380	
2.3.2.4		35,850,386	0	0	2,270,564	0	0	0	0	0	0	0	0	0	2,270,564	33,579,822	
2.3.2.4.1		35,850,386	0	0	2,270,564	0	0	0	0	0	0	0	0	0	2,270,564	33,579,822	
2.3.2.4.1.1		5,508,435	0	0	348,875	0	0	0	0	0	0	0	0	0	348,875	5,159,560	
2.3.2.4.1.3		8,097,478	0	0	512,849	0	0	0	0	0	0	0	0	0	512,849	7,584,629	
2.3.2.4.1.4		2,536,202	0	0	160,631	0	0	0	0	0	0	0	0	0	160,631	2,375,571	
2.3.2.4.1.5		18,590,500	0	0	1,177,408	0	0	0	0	0	0	0	0	0	1,177,408	17,413,092	
2.3.2.4.1.99		1,117,771	0	0	70,801	0	0	0	0	0	0	0	0	0	70,801	1,046,970	
2.3.2.5		8,851,828	0	0	567,285	0	0	0	0	0	0	0	0	0	567,285	8,284,543	
2.3.2.5.1		8,851,828	0	0	567,285	0	0	0	0	0	0	0	0	0	567,285	8,284,543	
2.3.2.5.1.1		6,258,662	0	0	401,452	0	0	0	0	0	0	0	0	0	401,452	5,857,210	
2.3.2.5.1.2		9,900	0	0	627	0	0	0	0	0	0	0	0	0	627	9,273	
2.3.2.5.1.3		40,650	0	0	2,577	0	0	0	0	0	0	0	0	0	2,577	38,073	
2.3.2.5.1.4		1,818,925	0	0	116,787	0	0	0	0	0	0	0	0	0	116,787	1,702,138	
2.3.2.5.1.99		723,691	0	0	45,842	0	0	0	0	0	0	0	0	0	45,842	677,849	
2.3.2.6		45,385,886	0	0	3,825,225	0	0	0	0	0	0	0	0	0	3,825,225	41,560,661	
2.3.2.6.1		1,254,585	0	0	79,484	0	0	0	0	0	0	0	0	0	79,484	1,175,101	
2.3.2.6.1.1		71,940	0	0	4,560	0	0	0	0	0	0	0	0	0	4,560	67,380	
2.3.2.6.1.2		1,182,645	0	0	74,924	0	0	0	0	0	0	0	0	0	74,924	1,107,721	
2.3.2.6.2		38,399,694	0	0	3,398,909	0	0	0	0	0	0	0	0	0	3,398,909	35,000,785	
2.3.2.6.2.1		1,105,245	0	0	86,021	0	0	0	0	0	0	0	0	0	86,021	1,019,224	
2.3.2.6.2.99		37,294,449	0	0	3,312,888	0	0	0	0	0	0	0	0	0	3,312,888	33,981,561	
2.3.2.6.3		5,731,607	0	0	346,832	0	0	0	0	0	0	0	0	0	346,832	5,384,775	
2.3.2.6.3.1		1,019,778	0	0	66,506	0	0	0	0	0	0	0	0	0	66,506	953,272	
2.3.2.6.3.2		1,170,002	0	0	72,206	0	0	0	0	0	0	0	0	0	72,206	1,097,796	
2.3.2.6.3.3		74,999	0	0	0	0	0	0	0	0	0	0	0	0	0	74,999	
2.3.2.6.3.4		2,065,828	0	0	132,109	0	0	0	0	0	0	0	0	0	132,109	1,933,719	
2.3.2.6.3.99		1,401,000	0	0	76,011	0	0	0	0	0	0	0	0	0	76,011	1,324,989	
2.3.2.7		88,532,100	0	0	5,505,857	0	0	0	0	0	0	0	0	0	5,505,857	83,026,243	
2.3.2.7.1		1,949,000	0	0	122,181	0	0	0	0	0	0	0	0	0	122,181	1,826,819	



**DISTRIBUCION DEL CALENDARIO INICIAL 2009**  
**MES DE MARZO**  
 (EN NUEVOS SOLES)

SECTOR : 09 ECONOMIA Y FINANZAS  
 PLIEGO : 057 SUPERINTENDENCIA NACIONAL DE ADMINISTRACION TRIBUTARIA  
 EJECUTORA : 001 SUPERINTENDENCIA NACIONAL DE ADMINISTRACION TRIBUTARIA [001273]


M E N S U A L I Z A D O																
RB	ESPECIFICA DET	PIM	ENE	FEB	MAR	ABR	MAY	JUN	JUL	AGO	SET	OCT	NOV	DIC	TOTAL	SALDO
2.3.2.7.1.1		86,000	0	0	0	0	0	0	0	0	0	0	0	0	0	86,000
2.3.2.7.1.2		263,001	0	0	16,407	0	0	0	0	0	0	0	0	0	16,407	246,594
2.3.2.7.1.3		100,000	0	0	6,334	0	0	0	0	0	0	0	0	0	6,334	93,666
2.3.2.7.1.99		1,499,999	0	0	99,440	0	0	0	0	0	0	0	0	0	99,440	1,400,559
2.3.2.7.2		160,791	0	0	9,886	0	0	0	0	0	0	0	0	0	9,886	150,905
2.3.2.7.2.1		31,809	0	0	2,020	0	0	0	0	0	0	0	0	0	2,020	29,789
2.3.2.7.2.2		46,332	0	0	2,623	0	0	0	0	0	0	0	0	0	2,623	43,709
2.3.2.7.2.5		22,900	0	0	1,451	0	0	0	0	0	0	0	0	0	1,451	21,449
2.3.2.7.2.99		59,750	0	0	3,792	0	0	0	0	0	0	0	0	0	3,792	55,958
2.3.2.7.3		15,389,468	0	0	974,668	0	0	0	0	0	0	0	0	0	974,668	14,414,800
2.3.2.7.3.1		14,060,044	0	0	890,470	0	0	0	0	0	0	0	0	0	890,470	13,169,574
2.3.2.7.3.2		1,329,424	0	0	84,198	0	0	0	0	0	0	0	0	0	84,198	1,245,226
2.3.2.7.4		5,538,173	0	0	350,767	0	0	0	0	0	0	0	0	0	350,767	5,187,406
2.3.2.7.4.1		100,000	0	0	6,334	0	0	0	0	0	0	0	0	0	6,334	93,666
2.3.2.7.4.3		4,458,455	0	0	282,377	0	0	0	0	0	0	0	0	0	282,377	4,176,078
2.3.2.7.4.99		979,718	0	0	62,056	0	0	0	0	0	0	0	0	0	62,056	917,662
2.3.2.7.5		14,496,599	0	0	918,343	0	0	0	0	0	0	0	0	0	918,343	13,578,256
2.3.2.7.5.2		14,496,599	0	0	918,343	0	0	0	0	0	0	0	0	0	918,343	13,578,256
2.3.2.7.10		4,810,857	0	0	304,775	0	0	0	0	0	0	0	0	0	304,775	4,506,082
2.3.2.7.10.1		4,692,668	0	0	297,388	0	0	0	0	0	0	0	0	0	297,388	4,395,280
2.3.2.7.10.2		101,695	0	0	6,334	0	0	0	0	0	0	0	0	0	6,334	95,361
2.3.2.7.11		16,494	0	0	1,053	0	0	0	0	0	0	0	0	0	1,053	15,441
2.3.2.7.11.1		46,187,212	0	0	2,825,237	0	0	0	0	0	0	0	0	0	2,825,237	43,361,975
2.3.2.7.11.1.1		124,830	0	0	7,517	0	0	0	0	0	0	0	0	0	7,517	117,313
2.3.2.7.11.1.2		20,365,408	0	0	1,289,844	0	0	0	0	0	0	0	0	0	1,289,844	19,075,564
2.3.2.7.11.1.3		518,280	0	0	32,831	0	0	0	0	0	0	0	0	0	32,831	485,449
2.3.2.7.11.99		25,178,694	0	0	1,495,045	0	0	0	0	0	0	0	0	0	1,495,045	23,683,649
PARCIAL GEN 2.4		231,861	0	0	0	0	0	0	0	0	0	0	0	0	0	231,861
2.4.1		231,861	0	0	0	0	0	0	0	0	0	0	0	0	0	231,861
2.4.1.2		231,861	0	0	0	0	0	0	0	0	0	0	0	0	0	231,861



**DISTRIBUCION DEL CALENDARIO INICIAL 2009**  
**MES DE MARZO**  
 (EN NUEVOS SOLES)

SECTOR : 09 ECONOMIA Y FINANZAS  
 PLIEGO : 057 SUPERINTENDENCIA NACIONAL DE ADMINISTRACION TRIBUTARIA  
 EJECUTORA : 001 SUPERINTENDENCIA NACIONAL DE ADMINISTRACION TRIBUTARIA [001273]


M E N S U A L I Z A D O																
RB	ESPECIFICA DET	PIM	ENE	FEB	MAR	ABR	MAY	JUN	JUL	AGO	SET	OCT	NOV	DIC	TOTAL	SALDO
	2.4.1 2.1	231,861	0	0	0	0	0	0	0	0	0	0	0	0	0	231,861
	2.4.1 2.1 99	231,861	0	0	0	0	0	0	0	0	0	0	0	0	0	231,861
PARCIAL GEN	2.5	72,983,541	0	0	2,255,405	0	0	0	0	0	0	0	0	0	2,255,405	70,728,136
	2.5.2	13,235,520	0	0	900,000	0	0	0	0	0	0	0	0	0	900,000	12,335,520
	2.5.2 1	13,235,520	0	0	900,000	0	0	0	0	0	0	0	0	0	900,000	12,335,520
	2.5.2 1.1	13,235,520	0	0	900,000	0	0	0	0	0	0	0	0	0	900,000	12,335,520
	2.5.2 1.1 3	2,500	0	0	0	0	0	0	0	0	0	0	0	0	0	2,500
	2.5.2 1.1 4	13,233,020	0	0	900,000	0	0	0	0	0	0	0	0	0	900,000	12,333,020
	2.5.4	4,948,021	0	0	269,556	0	0	0	0	0	0	0	0	0	269,556	4,678,465
	2.5.4 1	2,427,795	0	0	169,413	0	0	0	0	0	0	0	0	0	169,413	2,258,382
	2.5.4 1.1	2,206,895	0	0	165,742	0	0	0	0	0	0	0	0	0	165,742	2,041,153
	2.5.4 1.1 1	2,206,895	0	0	165,742	0	0	0	0	0	0	0	0	0	165,742	2,041,153
	2.5.4 1.2	175,100	0	0	0	0	0	0	0	0	0	0	0	0	0	175,100
	2.5.4 1.2 1	175,100	0	0	0	0	0	0	0	0	0	0	0	0	0	175,100
	2.5.4 1.3	45,800	0	0	3,671	0	0	0	0	0	0	0	0	0	3,671	42,129
	2.5.4 1.3 1	45,800	0	0	3,671	0	0	0	0	0	0	0	0	0	3,671	42,129
	2.5.4 3	2,520,226	0	0	100,143	0	0	0	0	0	0	0	0	0	100,143	2,420,083
	2.5.4 3.1	1,291,150	0	0	63,079	0	0	0	0	0	0	0	0	0	63,079	1,228,071
	2.5.4 3.1 1	1,291,150	0	0	63,079	0	0	0	0	0	0	0	0	0	63,079	1,228,071
	2.5.4 3.2	1,172,785	0	0	37,054	0	0	0	0	0	0	0	0	0	37,054	1,135,731
	2.5.4 3.2 1	1,172,785	0	0	37,054	0	0	0	0	0	0	0	0	0	37,054	1,135,731
	2.5.4 3.3	56,291	0	0	10	0	0	0	0	0	0	0	0	0	10	56,281
	2.5.4 3.3 1	56,291	0	0	10	0	0	0	0	0	0	0	0	0	10	56,281
	2.5.5	54,800,000	0	0	1,085,849	0	0	0	0	0	0	0	0	0	1,085,849	53,714,151
	2.5.5 5	12,203,000	0	0	985,849	0	0	0	0	0	0	0	0	0	985,849	11,217,151
	2.5.5 1.1	11,400,000	0	0	985,849	0	0	0	0	0	0	0	0	0	985,849	10,414,151
	2.5.5 1.1 1	11,400,000	0	0	985,849	0	0	0	0	0	0	0	0	0	985,849	10,414,151
	2.5.5 1.3	803,000	0	0	0	0	0	0	0	0	0	0	0	0	0	803,000
	2.5.5 1.3 1	803,000	0	0	0	0	0	0	0	0	0	0	0	0	0	803,000
	2.5.5 2	42,597,000	0	0	100,000	0	0	0	0	0	0	0	0	0	100,000	42,497,000



**DISTRIBUCION DEL CALENDARIO INICIAL 2009**  
**MES DE MARZO**  
 (EN NUEVOS SOLES)

SECTOR : 09 ECONOMIA Y FINANZAS  
 PLIEGO : 057 SUPERINTENDENCIA NACIONAL DE ADMINISTRACION TRIBUTARIA  
 EJECUTORA : 001 SUPERINTENDENCIA NACIONAL DE ADMINISTRACION TRIBUTARIA [001273]

M E N S U A L I Z A D O																
RB	ESPECIFICA DET	PIM	ENE	FEB	MAR	ABR	MAY	JUN	JUL	AGO	SET	OCT	NOV	DIC	TOTAL	SALDO
	2.5.5.2.1	42,597,000	0	0	100,000	0	0	0	0	0	0	0	0	0	100,000	42,497,000
	2.5.5.2.199	42,597,000	0	0	100,000	0	0	0	0	0	0	0	0	0	100,000	42,497,000
PARCIAL GEN	2.6	166,235,362	0	0	1,146,051	0	0	0	0	0	0	0	0	0	1,146,051	165,089,311
	2.6.3	143,041,526	0	0	1,027,494	0	0	0	0	0	0	0	0	0	1,027,494	142,014,032
	2.6.3.1	3,231,694	0	0	0	0	0	0	0	0	0	0	0	0	0	3,231,694
	2.6.3.1.1	3,231,694	0	0	0	0	0	0	0	0	0	0	0	0	0	3,231,694
	2.6.3.1.1.1	3,231,694	0	0	0	0	0	0	0	0	0	0	0	0	0	3,231,694
	2.6.3.2	139,809,832	0	0	1,027,494	0	0	0	0	0	0	0	0	0	1,027,494	138,782,338
	2.6.3.2.1	57,048,049	0	0	358,018	0	0	0	0	0	0	0	0	0	358,018	56,690,031
	2.6.3.2.1.1	17,835,723	0	0	108,581	0	0	0	0	0	0	0	0	0	108,581	17,727,142
	2.6.3.2.1.2	39,212,326	0	0	249,437	0	0	0	0	0	0	0	0	0	249,437	38,962,889
	2.6.3.2.3	51,076,862	0	0	3,286	0	0	0	0	0	0	0	0	0	3,286	51,073,576
	2.6.3.2.3.1	50,191,936	0	0	0	0	0	0	0	0	0	0	0	0	0	50,191,936
	2.6.3.2.3.3	884,926	0	0	3,286	0	0	0	0	0	0	0	0	0	3,286	881,640
	2.6.3.2.4	115,610	0	0	4,122	0	0	0	0	0	0	0	0	0	4,122	111,488
	2.6.3.2.4.2	115,610	0	0	4,122	0	0	0	0	0	0	0	0	0	4,122	111,488
	2.6.3.2.8	468,526	0	0	0	0	0	0	0	0	0	0	0	0	0	468,526
	2.6.3.2.8.1	468,526	0	0	0	0	0	0	0	0	0	0	0	0	0	468,526
	2.6.3.2.9	31,100,785	0	0	662,068	0	0	0	0	0	0	0	0	0	662,068	30,438,717
	2.6.3.2.9.1	4,125,525	0	0	343,866	0	0	0	0	0	0	0	0	0	343,866	3,781,659
	2.6.3.2.9.3	25,000,000	0	0	153,595	0	0	0	0	0	0	0	0	0	153,595	24,846,405
	2.6.3.2.9.4	63,264	0	0	5,273	0	0	0	0	0	0	0	0	0	5,273	57,991
	2.6.3.2.9.99	1,911,996	0	0	159,334	0	0	0	0	0	0	0	0	0	159,334	1,752,662
	2.6.6	23,193,836	0	0	118,557	0	0	0	0	0	0	0	0	0	118,557	23,075,279
	2.6.6.1	23,193,836	0	0	118,557	0	0	0	0	0	0	0	0	0	118,557	23,075,279
	2.6.6.1.2.1	4,000	0	0	0	0	0	0	0	0	0	0	0	0	0	4,000
	2.6.6.1.2.1	4,000	0	0	0	0	0	0	0	0	0	0	0	0	0	4,000
	2.6.6.1.3	5,436,051	0	0	0	0	0	0	0	0	0	0	0	0	0	5,436,051
	2.6.6.1.3.2	5,436,051	0	0	0	0	0	0	0	0	0	0	0	0	0	5,436,051
	2.6.6.1.99	17,753,785	0	0	118,557	0	0	0	0	0	0	0	0	0	118,557	17,635,228






**DISTRIBUCION DEL CALENDARIO INICIAL 2009**  
**MES DE MARZO**  
(EN NUEVOS SOLES)

SECTOR : 09 ECONOMIA Y FINANZAS  
PLIEGO : 057 SUPERINTENDENCIA NACIONAL DE ADMINISTRACION TRIBUTARIA  
EJECUTORA : 001 SUPERINTENDENCIA NACIONAL DE ADMINISTRACION TRIBUTARIA [001273]

M E N S U A L I Z A D O																
RB	ESPECIFICA DET	PIM	ENE	FEB	MAR	ABR	MAY	JUN	JUL	AGO	SET	OCT	NOV	DIC	TOTAL	SALDO
	2.6.6.1.99.99	17,753,785	0	0	118,557	0	0	0	0	0	0	0	0	0	118,557	17,635,228
PARCIAL GEN	2.8	936,220	0	0	410,314	0	0	0	0	0	0	0	0	0	410,314	525,906
	2.8.1	432,549	0	0	191,479	0	0	0	0	0	0	0	0	0	191,479	241,070
	2.8.1.1	432,549	0	0	191,479	0	0	0	0	0	0	0	0	0	191,479	241,070
	2.8.1.1.2	432,549	0	0	191,479	0	0	0	0	0	0	0	0	0	191,479	241,070
	2.8.1.1.2.1	432,549	0	0	191,479	0	0	0	0	0	0	0	0	0	191,479	241,070
	2.8.2	484,475	0	0	215,111	0	0	0	0	0	0	0	0	0	215,111	269,364
	2.8.2.1	484,475	0	0	215,111	0	0	0	0	0	0	0	0	0	215,111	269,364
	2.8.2.1.2	484,475	0	0	215,111	0	0	0	0	0	0	0	0	0	215,111	269,364
	2.8.2.1.2.1	484,475	0	0	215,111	0	0	0	0	0	0	0	0	0	215,111	269,364
	2.8.3	19,196	0	0	3,724	0	0	0	0	0	0	0	0	0	3,724	15,472
	2.8.3.1	19,196	0	0	3,724	0	0	0	0	0	0	0	0	0	3,724	15,472
	2.8.3.1.2	19,196	0	0	3,724	0	0	0	0	0	0	0	0	0	3,724	15,472
	2.8.3.1.2.1	19,196	0	0	3,724	0	0	0	0	0	0	0	0	0	3,724	15,472
PARCIAL FUENTE		1,385,966,142	0	0	75,254,457	0	0	0	0	0	0	0	0	0	75,254,457	1,310,711,685
3 RECURSOS POR OPERACIONES OFICIALES DE CREDITO																
PARCIAL GEN	2.6	2,705,940	0	0	132,000	0	0	0	0	0	0	0	0	0	132,000	2,573,940
	2.6.3	238,850	0	0	0	0	0	0	0	0	0	0	0	0	0	238,850
	2.6.3.2	238,850	0	0	0	0	0	0	0	0	0	0	0	0	0	238,850
	2.6.3.2.3	238,850	0	0	0	0	0	0	0	0	0	0	0	0	0	238,850
	2.6.3.2.3.1	238,850	0	0	0	0	0	0	0	0	0	0	0	0	0	238,850
	2.6.6.1	2,467,090	0	0	132,000	0	0	0	0	0	0	0	0	0	132,000	2,335,090
	2.6.6.1.3	529,233	0	0	0	0	0	0	0	0	0	0	0	0	0	529,233
	2.6.6.1.3.2	529,233	0	0	0	0	0	0	0	0	0	0	0	0	0	529,233
	2.6.6.1.99	1,937,857	0	0	132,000	0	0	0	0	0	0	0	0	0	132,000	1,805,857
	2.6.6.1.99.99	1,937,857	0	0	132,000	0	0	0	0	0	0	0	0	0	132,000	1,805,857
PARCIAL FUENTE		2,705,940	0	0	132,000	0	0	0	0	0	0	0	0	0	132,000	2,573,940



**DISTRIBUCION DEL CALENDARIO INICIAL 2009**  
**MES DE MARZO**  
 (EN NUEVOS SOLES)

SECTOR : 09 ECONOMIA Y FINANZAS  
 PLIEGO : 057 SUPERINTENDENCIA NACIONAL DE ADMINISTRACION TRIBUTARIA  
 EJECUTORA : 001 SUPERINTENDENCIA NACIONAL DE ADMINISTRACION TRIBUTARIA [001273]

M E N S U A L I Z A D O																
RB	ESPECIFICA DET	PIM	ENE	FEB	MAR	ABR	MAY	JUN	JUL	AGO	SET	OCT	NOV	DIC	TOTAL	SALDO
<b>RESUMEN ...</b>																
	TOTAL FUENTE 2	1,385,966,142	0	0	75,254,457	0	0	0	0	0	0	0	0	0	75,254,457	1,310,711,685
	TOTAL FUENTE 3	2,705,940	0	0	132,000	0	0	0	0	0	0	0	0	0	132,000	2,573,940
<hr/>																
	<b>TOTAL EJECUTORA</b>	<b>1,388,672,082</b>	<b>0</b>	<b>0</b>	<b>75,386,457</b>	<b>0</b>	<b>0</b>	<b>0</b>	<b>0</b>	<b>0</b>	<b>0</b>	<b>0</b>	<b>0</b>	<b>0</b>	<b>75,386,457</b>	<b>1,313,285,625</b>

