

DISTRIBUCION DE AMPLIACION DE CALENDARIO - 2009
DEL MES DE ENERO A FEBRERO
 (EN NUEVOS SOLES)

SECTOR : 09 ECONOMIA Y FINANZAS
 PLIEGO : 057 SUPERINTENDENCIA NACIONAL DE ADMINISTRACION TRIBUTARIA
 EJECUTORA : 001 SUPERINTENDENCIA NACIONAL DE ADMINISTRACION TRIBUTARIA [001273]

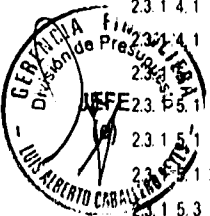
M E N S U A L I Z A D O																
FF	ESPECIFICA DET	PIM	ENE	FEB	MAR	ABR	MAY	JUN	JUL	AGO	SET	OCT	NOV	DIC	TOTAL	SALDO
2 RECURSOS DIRECTAMENTE RECAUDADOS																
PARCIAL GEN 2.1		774,185,465	0	0	0	0	0	0	0	0	0	0	0	0	0	774,185,465
2.1.1		712,452,607	0	0	0	0	0	0	0	0	0	0	0	0	0	712,452,607
2.1.1.1		547,818,225	0	0	0	0	0	0	0	0	0	0	0	0	0	547,818,225
2.1.1.1.1		539,923,053	0	0	0	0	0	0	0	0	0	0	0	0	0	539,923,053
2.1.1.1.1.2		8,172,931	0	0	0	0	0	0	0	0	0	0	0	0	0	8,172,931
2.1.1.1.1.4		479,636,094	0	0	0	0	0	0	0	0	0	0	0	0	0	479,636,094
2.1.1.1.1.5		52,114,028	0	0	0	0	0	0	0	0	0	0	0	0	0	52,114,028
2.1.1.1.2		7,895,172	0	0	0	0	0	0	0	0	0	0	0	0	0	7,895,172
2.1.1.1.2.99		7,895,172	0	0	0	0	0	0	0	0	0	0	0	0	0	7,895,172
2.1.1.9		164,634,382	0	0	0	0	0	0	0	0	0	0	0	0	0	164,634,382
2.1.1.9.1		85,616,329	0	0	0	0	0	0	0	0	0	0	0	0	0	85,616,329
2.1.1.9.1.1		83,312,029	0	0	0	0	0	0	0	0	0	0	0	0	0	83,312,029
2.1.1.9.1.3		2,304,300	0	0	0	0	0	0	0	0	0	0	0	0	0	2,304,300
2.1.1.9.2		48,590,616	0	0	0	0	0	0	0	0	0	0	0	0	0	48,590,616
2.1.1.9.2.1		48,590,616	0	0	0	0	0	0	0	0	0	0	0	0	0	48,590,616
2.1.1.9.3		30,427,437	0	0	0	0	0	0	0	0	0	0	0	0	0	30,427,437
2.1.1.9.3.1		11,700	0	0	0	0	0	0	0	0	0	0	0	0	0	11,700
2.1.1.9.3.3		30,415,737	0	0	0	0	0	0	0	0	0	0	0	0	0	30,415,737
2.1.2		2,039,661	0	0	0	0	0	0	0	0	0	0	0	0	0	2,039,661
2.1.2.1		2,039,661	0	0	0	0	0	0	0	0	0	0	0	0	0	2,039,661
2.1.2.1.2		2,039,661	0	0	0	0	0	0	0	0	0	0	0	0	0	2,039,661
2.1.2.1.2.1		2,039,661	0	0	0	0	0	0	0	0	0	0	0	0	0	2,039,661
2.1.3		59,693,197	0	0	0	0	0	0	0	0	0	0	0	0	0	59,693,197
2.1.3.1		59,693,197	0	0	0	0	0	0	0	0	0	0	0	0	0	59,693,197
2.1.3.1.1		14,902,094	0	0	0	0	0	0	0	0	0	0	0	0	0	14,902,094
2.1.3.1.1.1		84,178	0	0	0	0	0	0	0	0	0	0	0	0	0	84,178
2.1.3.1.1.5		44,706,925	0	0	0	0	0	0	0	0	0	0	0	0	0	44,706,925
PARCIAL GEN 2.2		150,826	0	16,720	0	0	0	0	0	0	0	0	0	0	16,720	134,106
2.2.1		88,826	0	12,546	0	0	0	0	0	0	0	0	0	0	12,546	76,280



DISTRIBUCION DE AMPLIACION DE CALENDARIO - 2009
DEL MES DE ENERO A FEBRERO
 (EN NUEVOS SOLES)

SECTOR : 09 ECONOMIA Y FINANZAS
 PLIEGO : 057 SUPERINTENDENCIA NACIONAL DE ADMINISTRACION TRIBUTARIA
 EJECUTORA : 001 SUPERINTENDENCIA NACIONAL DE ADMINISTRACION TRIBUTARIA [001273]


M E N S U A L I Z A D O																
FF	ESPECIFICA DET	PIM	ENE	FEB	MAR	ABR	MAY	JUN	JUL	AGO	SET	OCT	NOV	DIC	TOTAL	SALDO
	2.2.1.1	88,826	0	12,546	0	0	0	0	0	0	0	0	0	0	12,546	76,280
	2.2.1.1.1	75,879	0	12,246	0	0	0	0	0	0	0	0	0	0	12,246	63,633
	2.2.1.1.199	75,879	0	12,246	0	0	0	0	0	0	0	0	0	0	12,246	63,633
	2.2.1.1.2	12,947	0	300	0	0	0	0	0	0	0	0	0	0	300	12,647
	2.2.1.1.2.1	12,947	0	300	0	0	0	0	0	0	0	0	0	0	300	12,647
	2.2.2	62,000	0	4,174	0	0	0	0	0	0	0	0	0	0	4,174	57,826
	2.2.2.3	62,000	0	4,174	0	0	0	0	0	0	0	0	0	0	4,174	57,826
	2.2.2.3.4	62,000	0	4,174	0	0	0	0	0	0	0	0	0	0	4,174	57,826
	2.2.2.3.4.2	50,000	0	4,116	0	0	0	0	0	0	0	0	0	0	4,116	45,884
	2.2.2.3.4.3	12,000	0	58	0	0	0	0	0	0	0	0	0	0	58	11,942
PARCIAL GEN	2.3	371,242,867	0	0	0	0	0	0	0	0	0	0	0	0	0	371,242,867
	2.3.1	51,502,986	0	0	0	0	0	0	0	0	0	0	0	0	0	51,502,986
	2.3.1.1	1,518,753	0	0	0	0	0	0	0	0	0	0	0	0	0	1,518,753
	2.3.1.1.1	1,518,753	0	0	0	0	0	0	0	0	0	0	0	0	0	1,518,753
	2.3.1.1.1.1	1,495,005	0	0	0	0	0	0	0	0	0	0	0	0	0	1,495,005
	2.3.1.1.1.2	23,748	0	0	0	0	0	0	0	0	0	0	0	0	0	23,748
	2.3.1.2	4,731,973	0	0	0	0	0	0	0	0	0	0	0	0	0	4,731,973
	2.3.1.2.1	4,731,973	0	0	0	0	0	0	0	0	0	0	0	0	0	4,731,973
	2.3.1.2.1.1	4,731,973	0	0	0	0	0	0	0	0	0	0	0	0	0	4,731,973
	2.3.1.3	7,261,410	0	0	0	0	0	0	0	0	0	0	0	0	0	7,261,410
	2.3.1.3.1	7,261,410	0	0	0	0	0	0	0	0	0	0	0	0	0	7,261,410
	2.3.1.3.1.1	6,958,462	0	0	0	0	0	0	0	0	0	0	0	0	0	6,958,462
	2.3.1.3.1.3	302,948	0	0	0	0	0	0	0	0	0	0	0	0	0	302,948
	2.3.1.4	93,680	0	0	0	0	0	0	0	0	0	0	0	0	0	93,680
	2.3.1.4.1	93,680	0	0	0	0	0	0	0	0	0	0	0	0	0	93,680
	2.3.1.4.1.1	93,680	0	0	0	0	0	0	0	0	0	0	0	0	0	93,680
	2.3.1.5	17,494,718	0	0	0	0	0	0	0	0	0	0	0	0	0	17,494,718
	2.3.1.5.1	16,078,059	0	0	0	0	0	0	0	0	0	0	0	0	0	16,078,059
	2.3.1.5.1.1	8,142,858	0	0	0	0	0	0	0	0	0	0	0	0	0	8,142,858
	2.3.1.5.1.2	7,935,201	0	0	0	0	0	0	0	0	0	0	0	0	0	7,935,201
	2.3.1.5.3	913,605	0	0	0	0	0	0	0	0	0	0	0	0	0	913,605



DISTRIBUCION DE AMPLIACION DE CALENDARIO - 2009
DEL MES DE ENERO A FEBRERO
 (EN NUEVOS SOLES)

SECTOR : 09 ECONOMIA Y FINANZAS
 PLIEGO : 057 SUPERINTENDENCIA NACIONAL DE ADMINISTRACION TRIBUTARIA
 EJECUTORA : 001 SUPERINTENDENCIA NACIONAL DE ADMINISTRACION TRIBUTARIA [001273]


M E N S U A L I Z A D O																
FF	ESPECIFICA DET	PIM	ENE	FEB	MAR	ABR	MAY	JUN	JUL	AGO	SET	OCT	NOV	DIC	TOTAL	SALDO
2.3.1	5.3.1	784,205	0	0	0	0	0	0	0	0	0	0	0	0	0	784,205
2.3.1	5.3.2	129,400	0	0	0	0	0	0	0	0	0	0	0	0	0	129,400
2.3.1	5.4	503,054	0	0	0	0	0	0	0	0	0	0	0	0	0	503,054
2.3.1	5.4.1	503,054	0	0	0	0	0	0	0	0	0	0	0	0	0	503,054
2.3.1	6	7,460,962	0	0	0	0	0	0	0	0	0	0	0	0	0	7,460,962
2.3.1	6.1	7,460,962	0	0	0	0	0	0	0	0	0	0	0	0	0	7,460,962
2.3.1	6.1.1	1,251,873	0	0	0	0	0	0	0	0	0	0	0	0	0	1,251,873
2.3.1	6.1.3	433,673	0	0	0	0	0	0	0	0	0	0	0	0	0	433,673
2.3.1	6.1.4	1,587,037	0	0	0	0	0	0	0	0	0	0	0	0	0	1,587,037
2.3.1	6.199	4,188,379	0	0	0	0	0	0	0	0	0	0	0	0	0	4,188,379
2.3.1	7	320,225	0	0	0	0	0	0	0	0	0	0	0	0	0	320,225
2.3.1	7.1	320,225	0	0	0	0	0	0	0	0	0	0	0	0	0	320,225
2.3.1	7.1.1	320,225	0	0	0	0	0	0	0	0	0	0	0	0	0	320,225
2.3.1	8	1,422,069	0	0	0	0	0	0	0	0	0	0	0	0	0	1,422,069
2.3.1	8.1	799,630	0	0	0	0	0	0	0	0	0	0	0	0	0	799,630
2.3.1	8.1.2	799,630	0	0	0	0	0	0	0	0	0	0	0	0	0	799,630
2.3.1	8.2	622,439	0	0	0	0	0	0	0	0	0	0	0	0	0	622,439
2.3.1	8.2.1	622,439	0	0	0	0	0	0	0	0	0	0	0	0	0	622,439
2.3.1	9	307,310	0	0	0	0	0	0	0	0	0	0	0	0	0	307,310
2.3.1	9.1	307,310	0	0	0	0	0	0	0	0	0	0	0	0	0	307,310
2.3.1	9.1.1	89,428	0	0	0	0	0	0	0	0	0	0	0	0	0	89,428
2.3.1	9.1.2	217,882	0	0	0	0	0	0	0	0	0	0	0	0	0	217,882
2.3.1	111	20,609	0	0	0	0	0	0	0	0	0	0	0	0	0	20,609
2.3.1	111.1	20,609	0	0	0	0	0	0	0	0	0	0	0	0	0	20,609
2.3.1	111.1.4	20,609	0	0	0	0	0	0	0	0	0	0	0	0	0	20,609
2.3.1	199	10,871,277	0	0	0	0	0	0	0	0	0	0	0	0	0	10,871,277
2.3.1	199.1	10,871,277	0	0	0	0	0	0	0	0	0	0	0	0	0	10,871,277
2.3.1	199.1.1	525,137	0	0	0	0	0	0	0	0	0	0	0	0	0	525,137
2.3.1	199.1.3	1,351,537	0	0	0	0	0	0	0	0	0	0	0	0	0	1,351,537
2.3.1	199.1.4	50,000	0	0	0	0	0	0	0	0	0	0	0	0	0	50,000
2.3.1	199.199	8,944,603	0	0	0	0	0	0	0	0	0	0	0	0	0	8,944,603



DISTRIBUCION DE AMPLIACION DE CALENDARIO - 2009
DEL MES DE ENERO A FEBRERO
 (EN NUEVOS SOLES)

SECTOR : 09 ECONOMIA Y FINANZAS
 PLIEGO : 057 SUPERINTENDENCIA NACIONAL DE ADMINISTRACION TRIBUTARIA
 EJECUTORA : 001 SUPERINTENDENCIA NACIONAL DE ADMINISTRACION TRIBUTARIA [001273]


M E N S U A L I Z A D O																
FF	ESPECIFICA DET	PIM	ENE	FEB	MAR	ABR	MAY	JUN	JUL	AGO	SET	OCT	NOV	DIC	TOTAL	SALDO
2.3.2		319,739,881	0	0	0	0	0	0	0	0	0	0	0	0	0	319,739,881
2.3.2.1		19,466,739	0	0	0	0	0	0	0	0	0	0	0	0	0	19,466,739
2.3.2.1.1		306,813	0	0	0	0	0	0	0	0	0	0	0	0	0	306,813
2.3.2.1.1.1		120,905	0	0	0	0	0	0	0	0	0	0	0	0	0	120,905
2.3.2.1.1.2		185,908	0	0	0	0	0	0	0	0	0	0	0	0	0	185,908
2.3.2.1.2		19,159,926	0	0	0	0	0	0	0	0	0	0	0	0	0	19,159,926
2.3.2.1.2.1		5,297,614	0	0	0	0	0	0	0	0	0	0	0	0	0	5,297,614
2.3.2.1.2.2		8,308,167	0	0	0	0	0	0	0	0	0	0	0	0	0	8,308,167
2.3.2.1.2.3		3,992,183	0	0	0	0	0	0	0	0	0	0	0	0	0	3,992,183
2.3.2.1.2.99		1,561,962	0	0	0	0	0	0	0	0	0	0	0	0	0	1,561,962
2.3.2.2		76,064,565	0	0	0	0	0	0	0	0	0	0	0	0	0	76,064,565
2.3.2.2.1		6,493,959	0	0	0	0	0	0	0	0	0	0	0	0	0	6,493,959
2.3.2.2.1.1		5,673,885	0	0	0	0	0	0	0	0	0	0	0	0	0	5,673,885
2.3.2.2.1.2		820,074	0	0	0	0	0	0	0	0	0	0	0	0	0	820,074
2.3.2.2.2		10,089,754	0	0	0	0	0	0	0	0	0	0	0	0	0	10,089,754
2.3.2.2.2.1		2,269,118	0	0	0	0	0	0	0	0	0	0	0	0	0	2,269,118
2.3.2.2.2.2		6,486,449	0	0	0	0	0	0	0	0	0	0	0	0	0	6,486,449
2.3.2.2.2.3		1,334,187	0	0	0	0	0	0	0	0	0	0	0	0	0	1,334,187
2.3.2.2.3		33,459,189	0	0	0	0	0	0	0	0	0	0	0	0	0	33,459,189
2.3.2.2.3.1		15,467,256	0	0	0	0	0	0	0	0	0	0	0	0	0	15,467,256
2.3.2.2.3.99		17,991,933	0	0	0	0	0	0	0	0	0	0	0	0	0	17,991,933
2.3.2.2.4		26,021,663	0	0	0	0	0	0	0	0	0	0	0	0	0	26,021,663
2.3.2.2.4.2		19,164,825	0	0	0	0	0	0	0	0	0	0	0	0	0	19,164,825
2.3.2.2.4.4		6,856,838	0	0	0	0	0	0	0	0	0	0	0	0	0	6,856,838
2.3.2.3		45,588,377	0	0	0	0	0	0	0	0	0	0	0	0	0	45,588,377
2.3.1		45,588,377	0	0	0	0	0	0	0	0	0	0	0	0	0	45,588,377
2.3.1.1		6,980,848	0	0	0	0	0	0	0	0	0	0	0	0	0	6,980,848
2.3.1.2		38,607,529	0	0	0	0	0	0	0	0	0	0	0	0	0	38,607,529
2.3.2.4		35,850,386	0	0	0	0	0	0	0	0	0	0	0	0	0	35,850,386
2.3.2.4.1		35,850,386	0	0	0	0	0	0	0	0	0	0	0	0	0	35,850,386
2.3.2.4.1.1		5,508,435	0	0	0	0	0	0	0	0	0	0	0	0	0	5,508,435



DISTRIBUCION DE AMPLIACION DE CALENDARIO - 2009
DEL MES DE ENERO A FEBRERO
 (EN NUEVOS SOLES)

SECTOR : 09 ECONOMIA Y FINANZAS
 PLIEGO : 057 SUPERINTENDENCIA NACIONAL DE ADMINISTRACION TRIBUTARIA
 EJECUTORA : 001 SUPERINTENDENCIA NACIONAL DE ADMINISTRACION TRIBUTARIA [001273]


M E N S U A L I Z A D O																
FF	ESPECIFICA DET	PIM	ENE	FEB	MAR	ABR	MAY	JUN	JUL	AGO	SET	OCT	NOV	DIC	TOTAL	SALDO
2.3.2.4.1.3		8,097,478	0	0	0	0	0	0	0	0	0	0	0	0	0	8,097,478
2.3.2.4.1.4		2,536,202	0	0	0	0	0	0	0	0	0	0	0	0	0	2,536,202
2.3.2.4.1.5		18,590,500	0	0	0	0	0	0	0	0	0	0	0	0	0	18,590,500
2.3.2.4.1.99		1,117,771	0	0	0	0	0	0	0	0	0	0	0	0	0	1,117,771
2.3.2.5		8,851,828	0	0	0	0	0	0	0	0	0	0	0	0	0	8,851,828
2.3.2.5.1		8,851,828	0	0	0	0	0	0	0	0	0	0	0	0	0	8,851,828
2.3.2.5.1.1		6,258,662	0	0	0	0	0	0	0	0	0	0	0	0	0	6,258,662
2.3.2.5.1.2		9,900	0	0	0	0	0	0	0	0	0	0	0	0	0	9,900
2.3.2.5.1.3		40,650	0	0	0	0	0	0	0	0	0	0	0	0	0	40,650
2.3.2.5.1.4		1,818,925	0	0	0	0	0	0	0	0	0	0	0	0	0	1,818,925
2.3.2.5.1.99		723,691	0	0	0	0	0	0	0	0	0	0	0	0	0	723,691
2.3.2.6		45,385,886	0	0	0	0	0	0	0	0	0	0	0	0	0	45,385,886
2.3.2.6.1		1,254,585	0	0	0	0	0	0	0	0	0	0	0	0	0	1,254,585
2.3.2.6.1.1		71,940	0	0	0	0	0	0	0	0	0	0	0	0	0	71,940
2.3.2.6.1.2		1,182,645	0	0	0	0	0	0	0	0	0	0	0	0	0	1,182,645
2.3.2.6.2		38,399,694	0	0	0	0	0	0	0	0	0	0	0	0	0	38,399,694
2.3.2.6.2.1		1,105,245	0	0	0	0	0	0	0	0	0	0	0	0	0	1,105,245
2.3.2.6.2.99		37,294,449	0	0	0	0	0	0	0	0	0	0	0	0	0	37,294,449
2.3.2.6.3		5,731,607	0	0	0	0	0	0	0	0	0	0	0	0	0	5,731,607
2.3.2.6.3.1		1,019,778	0	0	0	0	0	0	0	0	0	0	0	0	0	1,019,778
2.3.2.6.3.2		1,170,002	0	0	0	0	0	0	0	0	0	0	0	0	0	1,170,002
2.3.2.6.3.3		74,999	0	0	0	0	0	0	0	0	0	0	0	0	0	74,999
2.3.2.6.3.4		2,065,828	0	0	0	0	0	0	0	0	0	0	0	0	0	2,065,828
2.3.2.6.3.99		1,401,000	0	0	0	0	0	0	0	0	0	0	0	0	0	1,401,000
2.3.2.7		88,532,100	0	0	0	0	0	0	0	0	0	0	0	0	0	88,532,100
2.3.2.7.1		1,949,000	0	0	0	0	0	0	0	0	0	0	0	0	0	1,949,000
2.3.2.7.1.1		86,000	0	0	0	0	0	0	0	0	0	0	0	0	0	86,000
2.3.2.7.1.2		263,001	0	0	0	0	0	0	0	0	0	0	0	0	0	263,001
2.3.2.7.1.3		100,000	0	0	0	0	0	0	0	0	0	0	0	0	0	100,000
2.3.2.7.1.99		1,499,999	0	0	0	0	0	0	0	0	0	0	0	0	0	1,499,999
2.3.2.7.2		160,791	0	0	0	0	0	0	0	0	0	0	0	0	0	160,791



DISTRIBUCION DE AMPLIACION DE CALENDARIO - 2009
DEL MES DE ENERO A FEBRERO
 (EN NUEVOS SOLES)

SECTOR : 09 ECONOMIA Y FINANZAS
 PLIEGO : 057 SUPERINTENDENCIA NACIONAL DE ADMINISTRACION TRIBUTARIA
 EJECUTORA : 001 SUPERINTENDENCIA NACIONAL DE ADMINISTRACION TRIBUTARIA [001273]


M E N S U A L I Z A D O																
FF	ESPECIFICA DET	PIM	ENE	FEB	MAR	ABR	MAY	JUN	JUL	AGO	SET	OCT	NOV	DIC	TOTAL	SALDO
2.3.2.7.2.1		31,809	0	0	0	0	0	0	0	0	0	0	0	0	0	31,809
2.3.2.7.2.2		46,332	0	0	0	0	0	0	0	0	0	0	0	0	0	46,332
2.3.2.7.2.5		22,900	0	0	0	0	0	0	0	0	0	0	0	0	0	22,900
2.3.2.7.2.99		59,750	0	0	0	0	0	0	0	0	0	0	0	0	0	59,750
2.3.2.7.3		15,389,468	0	0	0	0	0	0	0	0	0	0	0	0	0	15,389,468
2.3.2.7.3.1		14,060,044	0	0	0	0	0	0	0	0	0	0	0	0	0	14,060,044
2.3.2.7.3.2		1,329,424	0	0	0	0	0	0	0	0	0	0	0	0	0	1,329,424
2.3.2.7.4		5,538,173	0	0	0	0	0	0	0	0	0	0	0	0	0	5,538,173
2.3.2.7.4.1		100,000	0	0	0	0	0	0	0	0	0	0	0	0	0	100,000
2.3.2.7.4.3		4,458,455	0	0	0	0	0	0	0	0	0	0	0	0	0	4,458,455
2.3.2.7.4.99		979,718	0	0	0	0	0	0	0	0	0	0	0	0	0	979,718
2.3.2.7.5		14,496,599	0	0	0	0	0	0	0	0	0	0	0	0	0	14,496,599
2.3.2.7.5.2		14,496,599	0	0	0	0	0	0	0	0	0	0	0	0	0	14,496,599
2.3.2.7.10		4,810,857	0	0	0	0	0	0	0	0	0	0	0	0	0	4,810,857
2.3.2.7.10.1		4,692,668	0	0	0	0	0	0	0	0	0	0	0	0	0	4,692,668
2.3.2.7.10.2		101,695	0	0	0	0	0	0	0	0	0	0	0	0	0	101,695
2.3.2.7.10.99		16,494	0	0	0	0	0	0	0	0	0	0	0	0	0	16,494
2.3.2.7.11		46,187,212	0	0	0	0	0	0	0	0	0	0	0	0	0	46,187,212
2.3.2.7.11.1		124,830	0	0	0	0	0	0	0	0	0	0	0	0	0	124,830
2.3.2.7.11.2		20,365,408	0	0	0	0	0	0	0	0	0	0	0	0	0	20,365,408
2.3.2.7.11.3		518,280	0	0	0	0	0	0	0	0	0	0	0	0	0	518,280
2.3.2.7.11.99		25,178,694	0	0	0	0	0	0	0	0	0	0	0	0	0	25,178,694
PA 2.3.2.7.11.1		231,861	0	0	0	0	0	0	0	0	0	0	0	0	0	231,861
PA 2.3.2.7.11.2		231,861	0	0	0	0	0	0	0	0	0	0	0	0	0	231,861
PA 2.3.2.7.11.3		231,861	0	0	0	0	0	0	0	0	0	0	0	0	0	231,861
PA 2.3.2.7.11.99		231,861	0	0	0	0	0	0	0	0	0	0	0	0	0	231,861
		72,983,541	0	7,220,744	0	0	0	0	0	0	0	0	0	0	7,220,744	65,762,797
2.5.2		13,235,520	0	0	0	0	0	0	0	0	0	0	0	0	0	13,235,520
2.5.2.1		13,235,520	0	0	0	0	0	0	0	0	0	0	0	0	0	13,235,520
2.5.2.1.1		13,235,520	0	0	0	0	0	0	0	0	0	0	0	0	0	13,235,520



DISTRIBUCION DE AMPLIACION DE CALENDARIO - 2009
DEL MES DE ENERO A FEBRERO
(EN NUEVOS SOLES)

SECTOR : 09 ECONOMIA Y FINANZAS
PLIEGO : 057 SUPERINTENDENCIA NACIONAL DE ADMINISTRACION TRIBUTARIA
EJECUTORA : 001 SUPERINTENDENCIA NACIONAL DE ADMINISTRACION TRIBUTARIA [001273]


M E N S U A L I Z A D O																
FF	ESPECIFICA DET	PIM	ENE	FEB	MAR	ABR	MAY	JUN	JUL	AGO	SET	OCT	NOV	DIC	TOTAL	SALDO
2.5.2	1.1.3	2,500	0	0	0	0	0	0	0	0	0	0	0	0	0	2,500
2.5.2	1.1.4	13,233,020	0	0	0	0	0	0	0	0	0	0	0	0	0	13,233,020
2.5.4		4,948,021	0	0	0	0	0	0	0	0	0	0	0	0	0	4,948,021
2.5.4	1	2,427,795	0	0	0	0	0	0	0	0	0	0	0	0	0	2,427,795
2.5.4	1.1	2,206,895	0	0	0	0	0	0	0	0	0	0	0	0	0	2,206,895
2.5.4	1.1.1	2,206,895	0	0	0	0	0	0	0	0	0	0	0	0	0	2,206,895
2.5.4	1.2	175,100	0	0	0	0	0	0	0	0	0	0	0	0	0	175,100
2.5.4	1.2.1	175,100	0	0	0	0	0	0	0	0	0	0	0	0	0	175,100
2.5.4	1.3	45,800	0	0	0	0	0	0	0	0	0	0	0	0	0	45,800
2.5.4	1.3.1	45,800	0	0	0	0	0	0	0	0	0	0	0	0	0	45,800
2.5.4	3	2,520,226	0	0	0	0	0	0	0	0	0	0	0	0	0	2,520,226
2.5.4	3.1	1,291,150	0	0	0	0	0	0	0	0	0	0	0	0	0	1,291,150
2.5.4	3.1.1	1,291,150	0	0	0	0	0	0	0	0	0	0	0	0	0	1,291,150
2.5.4	3.2	1,172,785	0	0	0	0	0	0	0	0	0	0	0	0	0	1,172,785
2.5.4	3.2.1	1,172,785	0	0	0	0	0	0	0	0	0	0	0	0	0	1,172,785
2.5.4	3.3	56,291	0	0	0	0	0	0	0	0	0	0	0	0	0	56,291
2.5.4	3.3.1	56,291	0	0	0	0	0	0	0	0	0	0	0	0	0	56,291
2.5.5		54,800,000	0	7,220,744	0	0	0	0	0	0	0	0	0	0	7,220,744	47,579,256
2.5.5	1	12,203,000	0	7,220,744	0	0	0	0	0	0	0	0	0	0	7,220,744	4,982,256
2.5.5	1.1	11,400,000	0	7,220,744	0	0	0	0	0	0	0	0	0	0	7,220,744	4,179,256
2.5.5	1.1.1	11,400,000	0	7,220,744	0	0	0	0	0	0	0	0	0	0	7,220,744	4,179,256
2.5.5	1.3	803,000	0	0	0	0	0	0	0	0	0	0	0	0	0	803,000
2.5.5	1.3.1	803,000	0	0	0	0	0	0	0	0	0	0	0	0	0	803,000
2.5.5	2	42,597,000	0	0	0	0	0	0	0	0	0	0	0	0	0	42,597,000
2.5.5	2.1	42,597,000	0	0	0	0	0	0	0	0	0	0	0	0	0	42,597,000
2.5.5	2.1.99	42,597,000	0	0	0	0	0	0	0	0	0	0	0	0	0	42,597,000
PARCIAL GEN 2.6		166,235,362	0	6,954,380	0	0	0	0	0	0	0	0	0	0	6,954,380	159,280,982
2.6.3		143,041,526	0	6,954,380	0	0	0	0	0	0	0	0	0	0	6,954,380	136,087,146
2.6.3	1	3,231,694	0	0	0	0	0	0	0	0	0	0	0	0	0	3,231,694
2.6.3	1.1	3,231,694	0	0	0	0	0	0	0	0	0	0	0	0	0	3,231,694
2.6.3	1.1.1	3,231,694	0	0	0	0	0	0	0	0	0	0	0	0	0	3,231,694



DISTRIBUCION DE AMPLIACION DE CALENDARIO - 2009
DEL MES DE ENERO A FEBRERO
 (EN NUEVOS SOLES)

SECTOR : 09 ECONOMIA Y FINANZAS
 PLIEGO : 057 SUPERINTENDENCIA NACIONAL DE ADMINISTRACION TRIBUTARIA
 EJECUTORA : 001 SUPERINTENDENCIA NACIONAL DE ADMINISTRACION TRIBUTARIA [001273]

M E N S U A L I Z A D O																
FF	ESPECIFICA DET	PIM	ENE	FEB	MAR	ABR	MAY	JUN	JUL	AGO	SET	OCT	NOV	DIC	TOTAL	SALDO
2.6.3.2		139,809,832	0	6,954,380	0	0	0	0	0	0	0	0	0	0	6,954,380	132,855,452
2.6.3.2.1		57,048,049	0	0	0	0	0	0	0	0	0	0	0	0	0	57,048,049
2.6.3.2.1.1		17,835,723	0	0	0	0	0	0	0	0	0	0	0	0	0	17,835,723
2.6.3.2.1.2		39,212,326	0	0	0	0	0	0	0	0	0	0	0	0	0	39,212,326
2.6.3.2.3		51,076,862	0	6,954,380	0	0	0	0	0	0	0	0	0	0	6,954,380	44,122,482
2.6.3.2.3.1		50,191,936	0	6,954,380	0	0	0	0	0	0	0	0	0	0	6,954,380	43,237,556
2.6.3.2.3.3		884,926	0	0	0	0	0	0	0	0	0	0	0	0	0	884,926
2.6.3.2.4		115,610	0	0	0	0	0	0	0	0	0	0	0	0	0	115,610
2.6.3.2.4.2		115,610	0	0	0	0	0	0	0	0	0	0	0	0	0	115,610
2.6.3.2.8		468,526	0	0	0	0	0	0	0	0	0	0	0	0	0	468,526
2.6.3.2.8.1		468,526	0	0	0	0	0	0	0	0	0	0	0	0	0	468,526
2.6.3.2.9		31,100,785	0	0	0	0	0	0	0	0	0	0	0	0	0	31,100,785
2.6.3.2.9.1		4,125,525	0	0	0	0	0	0	0	0	0	0	0	0	0	4,125,525
2.6.3.2.9.3		25,000,000	0	0	0	0	0	0	0	0	0	0	0	0	0	25,000,000
2.6.3.2.9.4		63,264	0	0	0	0	0	0	0	0	0	0	0	0	0	63,264
2.6.3.2.9.99		1,911,996	0	0	0	0	0	0	0	0	0	0	0	0	0	1,911,996
2.6.6		23,193,836	0	0	0	0	0	0	0	0	0	0	0	0	0	23,193,836
2.6.6.1		23,193,836	0	0	0	0	0	0	0	0	0	0	0	0	0	23,193,836
2.6.6.1.2		4,000	0	0	0	0	0	0	0	0	0	0	0	0	0	4,000
2.6.6.1.2.1		4,000	0	0	0	0	0	0	0	0	0	0	0	0	0	4,000
2.6.6.1.3		5,436,051	0	0	0	0	0	0	0	0	0	0	0	0	0	5,436,051
2.6.6.1.3.2		5,436,051	0	0	0	0	0	0	0	0	0	0	0	0	0	5,436,051
2.6.6.1.99		17,753,785	0	0	0	0	0	0	0	0	0	0	0	0	0	17,753,785
2.6.6.1.99.99		17,753,785	0	0	0	0	0	0	0	0	0	0	0	0	0	17,753,785
		936,220	0	0	0	0	0	0	0	0	0	0	0	0	0	936,220
		432,549	0	0	0	0	0	0	0	0	0	0	0	0	0	432,549
		432,549	0	0	0	0	0	0	0	0	0	0	0	0	0	432,549
2.8.1.1.2		432,549	0	0	0	0	0	0	0	0	0	0	0	0	0	432,549
2.8.1.1.2.1		432,549	0	0	0	0	0	0	0	0	0	0	0	0	0	432,549
2.8.2		484,475	0	0	0	0	0	0	0	0	0	0	0	0	0	484,475
2.8.2.1		484,475	0	0	0	0	0	0	0	0	0	0	0	0	0	484,475



DISTRIBUCION DE AMPLIACION DE CALENDARIO - 2009
DEL MES DE ENERO A FEBRERO
 (EN NUEVOS SOLES)

SECTOR : 09 ECONOMIA Y FINANZAS
 PLIEGO : 057 SUPERINTENDENCIA NACIONAL DE ADMINISTRACION TRIBUTARIA
 EJECUTORA : 001 SUPERINTENDENCIA NACIONAL DE ADMINISTRACION TRIBUTARIA [001273]

M E N S U A L I Z A D O																
FF	ESPECIFICA DET	PIM	ENE	FEB	MAR	ABR	MAY	JUN	JUL	AGO	SET	OCT	NOV	DIC	TOTAL	SALDO
2.8.2	1.2	484,475	0	0	0	0	0	0	0	0	0	0	0	0	0	484,475
2.8.2	1.2.1	484,475	0	0	0	0	0	0	0	0	0	0	0	0	0	484,475
2.8.3		19,196	0	0	0	0	0	0	0	0	0	0	0	0	0	19,196
2.8.3	1	19,196	0	0	0	0	0	0	0	0	0	0	0	0	0	19,196
2.8.3	1.2	19,196	0	0	0	0	0	0	0	0	0	0	0	0	0	19,196
2.8.3	1.2.1	19,196	0	0	0	0	0	0	0	0	0	0	0	0	0	19,196
PARCIAL FUENTE 2		1,385,966,142	0	14,191,844	0	0	0	0	0	0	0	0	0	0	14,191,844	1,371,774,298
3 RECURSOS POR OPERACIONES OFICIALES DE CREDITO																
PARCIAL GEN 2.6		2,705,940	0	0	0	0	0	0	0	0	0	0	0	0	0	2,705,940
2.6.3		238,850	0	0	0	0	0	0	0	0	0	0	0	0	0	238,850
2.6.3	2	238,850	0	0	0	0	0	0	0	0	0	0	0	0	0	238,850
2.6.3	2.3	238,850	0	0	0	0	0	0	0	0	0	0	0	0	0	238,850
2.6.3	2.3.1	238,850	0	0	0	0	0	0	0	0	0	0	0	0	0	238,850
2.6.6		2,467,090	0	0	0	0	0	0	0	0	0	0	0	0	0	2,467,090
2.6.6	1	2,467,090	0	0	0	0	0	0	0	0	0	0	0	0	0	2,467,090
2.6.6	1.3	529,233	0	0	0	0	0	0	0	0	0	0	0	0	0	529,233
2.6.6	1.3.2	529,233	0	0	0	0	0	0	0	0	0	0	0	0	0	529,233
2.6.6	1.99	1,937,857	0	0	0	0	0	0	0	0	0	0	0	0	0	1,937,857
2.6.6	1.99.99	1,937,857	0	0	0	0	0	0	0	0	0	0	0	0	0	1,937,857
PARCIAL FUENTE 3		2,705,940	0	0	0	0	0	0	0	0	0	0	0	0	0	2,705,940



DISTRIBUCION DE AMPLIACION DE CALENDARIO - 2009
DEL MES DE ENERO A FEBRERO
 (EN NUEVOS SOLES)

SECTOR : 09 ECONOMIA Y FINANZAS
 PLIEGO : 057 SUPERINTENDENCIA NACIONAL DE ADMINISTRACION TRIBUTARIA
 EJECUTORA : 001 SUPERINTENDENCIA NACIONAL DE ADMINISTRACION TRIBUTARIA [001273]

M E N S U A L I Z A D O																
FF	ESPECIFICA DET	PIM	ENE	FEB	MAR	ABR	MAY	JUN	JUL	AGO	SET	OCT	NOV	DIC	TOTAL	SALDO
RESUMEN ...																
	TOTAL FUENTE 2	1,385,966,142	0	14,191,844	0	0.00	0	0	0	0	0	0	0	0	14,191,844	1,371,774,298
	TOTAL FUENTE 3	2,705,940	0	0	0	0.00	0	0	0	0	0	0	0	0	0	2,705,940
<hr/>																
	TOTAL EJECUTORA	1,388,672,082	0	14,191,844	0	0	0	0	0	0	0	0	0	0	14,191,844	1,374,480,238

