

DISTRIBUCION DEL CALENDARIO INICIAL 2009
MES DE FEBRERO
 (EN NUEVOS SOLES)

SECTOR : 09 ECONOMIA Y FINANZAS
 PLIEGO : 057 SUPERINTENDENCIA NACIONAL DE ADMINISTRACION TRIBUTARIA
 EJECUTORA : 001 SUPERINTENDENCIA NACIONAL DE ADMINISTRACION TRIBUTARIA [001273]


M E N S U A L I Z A D O																
RB	ESPECIFICA DET	PIM	ENE	FEB	MAR	ABR	MAY	JUN	JUL	AGO	SET	OCT	NOV	DIC	TOTAL	SALDO
2 RECURSOS DIRECTAMENTE RECAUDADOS																
PARCIAL GEN	2.1	774,185,465	0	49,328,783	0	0	0	0	0	0	0	0	0	0	49,328,783	724,856,682
	2.1.1	712,452,607	0	45,140,188	0	0	0	0	0	0	0	0	0	0	45,140,188	667,312,419
	2.1.1.1	547,818,225	0	42,677,086	0	0	0	0	0	0	0	0	0	0	42,677,086	505,141,139
	2.1.1.1.1	539,923,053	0	42,019,155	0	0	0	0	0	0	0	0	0	0	42,019,155	497,903,898
	2.1.1.1.1.2	8,140,931	0	678,411	0	0	0	0	0	0	0	0	0	0	678,411	7,462,520
	2.1.1.1.1.4	479,644,094	0	37,187,068	0	0	0	0	0	0	0	0	0	0	37,187,068	442,457,026
	2.1.1.1.1.5	52,138,028	0	4,153,676	0	0	0	0	0	0	0	0	0	0	4,153,676	47,984,352
	2.1.1.1.2	7,895,172	0	657,931	0	0	0	0	0	0	0	0	0	0	657,931	7,237,241
	2.1.1.1.2.99	7,895,172	0	657,931	0	0	0	0	0	0	0	0	0	0	657,931	7,237,241
	2.1.1.9	164,634,382	0	2,463,102	0	0	0	0	0	0	0	0	0	0	2,463,102	162,171,280
	2.1.1.9.1	85,616,329	0	2,304,300	0	0	0	0	0	0	0	0	0	0	2,304,300	83,312,029
	2.1.1.9.1.1	83,312,029	0	0	0	0	0	0	0	0	0	0	0	0	0	83,312,029
	2.1.1.9.1.3	2,304,300	0	2,304,300	0	0	0	0	0	0	0	0	0	0	2,304,300	0
	2.1.1.9.2	48,590,616	0	58,001	0	0	0	0	0	0	0	0	0	0	58,001	48,532,615
	2.1.1.9.2.1	48,590,616	0	58,001	0	0	0	0	0	0	0	0	0	0	58,001	48,532,615
	2.1.1.9.3	30,427,437	0	100,801	0	0	0	0	0	0	0	0	0	0	100,801	30,326,636
	2.1.1.9.3.1	11,700	0	801	0	0	0	0	0	0	0	0	0	0	801	10,899
	2.1.1.9.3.3	30,415,737	0	100,000	0	0	0	0	0	0	0	0	0	0	100,000	30,315,737
	2.1.2	2,039,661	0	166,607	0	0	0	0	0	0	0	0	0	0	166,607	1,873,054
	2.1.2.1	2,039,661	0	166,607	0	0	0	0	0	0	0	0	0	0	166,607	1,873,054
	2.1.2.1.2	2,039,661	0	166,607	0	0	0	0	0	0	0	0	0	0	166,607	1,873,054
	2.1.2.1.2.1	2,039,661	0	166,607	0	0	0	0	0	0	0	0	0	0	166,607	1,873,054
	2.1.3	59,693,197	0	4,021,988	0	0	0	0	0	0	0	0	0	0	4,021,988	55,671,209
	2.1.3.1	59,693,197	0	4,021,988	0	0	0	0	0	0	0	0	0	0	4,021,988	55,671,209
	2.1.3.1.1	59,693,197	0	4,021,988	0	0	0	0	0	0	0	0	0	0	4,021,988	55,671,209
	2.1.3.1.1.1	14,902,334	0	1,000,000	0	0	0	0	0	0	0	0	0	0	1,000,000	13,902,334
	2.1.3.1.1.3	83,858	0	6,988	0	0	0	0	0	0	0	0	0	0	6,988	76,870
	2.1.3.1.1.5	44,707,005	0	3,015,000	0	0	0	0	0	0	0	0	0	0	3,015,000	41,692,005



DISTRIBUCION DEL CALENDARIO INICIAL 2009
MES DE FEBRERO
(EN NUEVOS SOLES)

SECTOR : 09 ECONOMIA Y FINANZAS
PLIEGO : 057 SUPERINTENDENCIA NACIONAL DE ADMINISTRACION TRIBUTARIA
EJECUTORA : 001 SUPERINTENDENCIA NACIONAL DE ADMINISTRACION TRIBUTARIA [001273]


M E N S U A L I Z A D O																
RB	ESPECIFICA DET	PIM	ENE	FEB	MAR	ABR	MAY	JUN	JUL	AGO	SET	OCT	NOV	DIC	TOTAL	SALDO
PARCIAL GEN	2.2	62,000	0	2,780	0	0	0	0	0	0	0	0	0	0	2,780	59,220
	2.2.2	62,000	0	2,780	0	0	0	0	0	0	0	0	0	0	2,780	59,220
	2.2.2.3	62,000	0	2,780	0	0	0	0	0	0	0	0	0	0	2,780	59,220
	2.2.2.3.4	62,000	0	2,780	0	0	0	0	0	0	0	0	0	0	2,780	59,220
	2.2.2.3.4.2	50,000	0	2,000	0	0	0	0	0	0	0	0	0	0	2,000	48,000
	2.2.2.3.4.3	12,000	0	780	0	0	0	0	0	0	0	0	0	0	780	11,220
PARCIAL GEN	2.3	371,331,693	0	23,824,940	0	0	0	0	0	0	0	0	0	0	23,824,940	347,506,753
	2.3.1	51,503,056	0	3,080,101	0	0	0	0	0	0	0	0	0	0	3,080,101	48,422,955
	2.3.1.1	1,518,753	0	96,171	0	0	0	0	0	0	0	0	0	0	96,171	1,422,582
	2.3.1.1.1	1,518,753	0	96,171	0	0	0	0	0	0	0	0	0	0	96,171	1,422,582
	2.3.1.1.1.1	1,512,005	0	95,751	0	0	0	0	0	0	0	0	0	0	95,751	1,416,254
	2.3.1.1.1.2	6,748	0	420	0	0	0	0	0	0	0	0	0	0	420	6,328
	2.3.1.2	4,781,973	0	121,242	0	0	0	0	0	0	0	0	0	0	121,242	4,660,731
	2.3.1.2.1	4,781,973	0	121,242	0	0	0	0	0	0	0	0	0	0	121,242	4,660,731
	2.3.1.2.1.1	4,781,973	0	121,242	0	0	0	0	0	0	0	0	0	0	121,242	4,660,731
	2.3.1.3	7,361,410	0	466,208	0	0	0	0	0	0	0	0	0	0	466,208	6,895,202
	2.3.1.3.1	7,361,410	0	466,208	0	0	0	0	0	0	0	0	0	0	466,208	6,895,202
	2.3.1.3.1.1	7,058,462	0	447,028	0	0	0	0	0	0	0	0	0	0	447,028	6,611,434
	2.3.1.3.1.3	302,948	0	19,180	0	0	0	0	0	0	0	0	0	0	19,180	283,768
	2.3.1.4	93,680	0	5,933	0	0	0	0	0	0	0	0	0	0	5,933	87,747
	2.3.1.4.1	93,680	0	5,933	0	0	0	0	0	0	0	0	0	0	5,933	87,747
	2.3.1.4.1.1	93,680	0	5,933	0	0	0	0	0	0	0	0	0	0	5,933	87,747
	2.3.1.5	17,694,725	0	1,120,630	0	0	0	0	0	0	0	0	0	0	1,120,630	16,574,095
	2.3.1.5.1	16,278,066	0	1,030,930	0	0	0	0	0	0	0	0	0	0	1,030,930	15,247,136
	2.3.1.5.1.1	8,242,858	0	522,042	0	0	0	0	0	0	0	0	0	0	522,042	7,720,816
	2.3.1.5.1.2	8,035,208	0	508,888	0	0	0	0	0	0	0	0	0	0	508,888	7,526,320
	2.3.1.5.3	913,605	0	57,847	0	0	0	0	0	0	0	0	0	0	57,847	855,758
	2.3.1.5.3.1	784,205	0	49,660	0	0	0	0	0	0	0	0	0	0	49,660	734,545
	2.3.1.5.3.2	129,400	0	8,187	0	0	0	0	0	0	0	0	0	0	8,187	121,213
	2.3.1.5.4	503,054	0	31,853	0	0	0	0	0	0	0	0	0	0	31,853	471,201



DISTRIBUCION DEL CALENDARIO INICIAL 2009
MES DE FEBRERO
(EN NUEVOS SOLES)

SECTOR : 09 ECONOMIA Y FINANZAS
PLIEGO : 057 SUPERINTENDENCIA NACIONAL DE ADMINISTRACION TRIBUTARIA
EJECUTORA : 001 SUPERINTENDENCIA NACIONAL DE ADMINISTRACION TRIBUTARIA [001273]


M E N S U A L I Z A D O																
RB	ESPECIFICA DET	PIM	ENE	FEB	MAR	ABR	MAY	JUN	JUL	AGO	SET	OCT	NOV	DIC	TOTAL	SALDO
2.3.1 5.4 1		503,054	0	31,853	0	0	0	0	0	0	0	0	0	0	31,853	471,201
2.3.1 6		7,110,962	0	450,332	0	0	0	0	0	0	0	0	0	0	450,332	6,660,630
2.3.1 6.1		7,110,962	0	450,332	0	0	0	0	0	0	0	0	0	0	450,332	6,660,630
2.3.1 6.1 1		1,251,873	0	79,278	0	0	0	0	0	0	0	0	0	0	79,278	1,172,595
2.3.1 6.1 3		433,673	0	27,461	0	0	0	0	0	0	0	0	0	0	27,461	406,212
2.3.1 6.1 4		1,187,037	0	75,171	0	0	0	0	0	0	0	0	0	0	75,171	1,111,866
2.3.1 6.1 99		4,238,379	0	268,422	0	0	0	0	0	0	0	0	0	0	268,422	3,969,957
2.3.1 7		320,225	0	20,273	0	0	0	0	0	0	0	0	0	0	20,273	299,952
2.3.1 7.1		320,225	0	20,273	0	0	0	0	0	0	0	0	0	0	20,273	299,952
2.3.1 7.1 1		320,225	0	20,273	0	0	0	0	0	0	0	0	0	0	20,273	299,952
2.3.1 8		1,422,069	0	90,051	0	0	0	0	0	0	0	0	0	0	90,051	1,332,018
2.3.1 8.1		799,630	0	50,636	0	0	0	0	0	0	0	0	0	0	50,636	748,994
2.3.1 8.1 2		799,630	0	50,636	0	0	0	0	0	0	0	0	0	0	50,636	748,994
2.3.1 8.2		622,439	0	39,415	0	0	0	0	0	0	0	0	0	0	39,415	583,024
2.3.1 8.2 1		622,439	0	39,415	0	0	0	0	0	0	0	0	0	0	39,415	583,024
2.3.1 9		307,310	0	19,462	0	0	0	0	0	0	0	0	0	0	19,462	287,848
2.3.1 9.1		307,310	0	19,462	0	0	0	0	0	0	0	0	0	0	19,462	287,848
2.3.1 9.1 1		89,428	0	5,663	0	0	0	0	0	0	0	0	0	0	5,663	83,765
2.3.1 9.1 2		217,882	0	13,799	0	0	0	0	0	0	0	0	0	0	13,799	204,083
2.3.1 11		20,520	0	1,298	0	0	0	0	0	0	0	0	0	0	1,298	19,222
2.3.1 11.1		20,520	0	1,298	0	0	0	0	0	0	0	0	0	0	1,298	19,222
2.3.1 11.1 4		20,520	0	1,298	0	0	0	0	0	0	0	0	0	0	1,298	19,222
2.3.1 99		10,871,429	0	688,501	0	0	0	0	0	0	0	0	0	0	688,501	10,182,928
2.3.1 99.1		10,871,429	0	688,501	0	0	0	0	0	0	0	0	0	0	688,501	10,182,928
2.3.1 99.1 1		525,219	0	33,255	0	0	0	0	0	0	0	0	0	0	33,255	491,964
2.3.1 99.1 3		1,351,537	0	85,590	0	0	0	0	0	0	0	0	0	0	85,590	1,265,947
2.3.1 99.1 4		50,000	0	3,166	0	0	0	0	0	0	0	0	0	0	3,166	46,834
2.3.1 99.1 99		8,944,673	0	566,490	0	0	0	0	0	0	0	0	0	0	566,490	8,378,183
2.3.2		319,828,637	0	20,744,839	0	0	0	0	0	0	0	0	0	0	20,744,839	299,083,798
2.3.2 1		19,527,495	0	1,236,716	0	0	0	0	0	0	0	0	0	0	1,236,716	18,290,779



DISTRIBUCION DEL CALENDARIO INICIAL 2009
MES DE FEBRERO
 (EN NUEVOS SOLES)

SECTOR : 09 ECONOMIA Y FINANZAS
 PLIEGO : 057 SUPERINTENDENCIA NACIONAL DE ADMINISTRACION TRIBUTARIA
 EJECUTORA : 001 SUPERINTENDENCIA NACIONAL DE ADMINISTRACION TRIBUTARIA [001273]

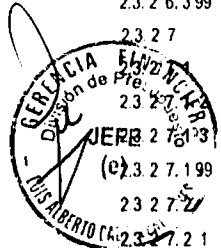
M E N S U A L I Z A D O																
RB	ESPECIFICA DET	PIM	ENE	FEB	MAR	ABR	MAY	JUN	JUL	AGO	SET	OCT	NOV	DIC	TOTAL	SALDO
2.3.2.1.1		306,003	0	19,380	0	0	0	0	0	0	0	0	0	0	19,380	286,623
2.3.2.1.1.1		120,095	0	7,606	0	0	0	0	0	0	0	0	0	0	7,606	112,489
2.3.2.1.1.2		185,908	0	11,774	0	0	0	0	0	0	0	0	0	0	11,774	174,134
2.3.2.1.2		19,221,492	0	1,217,336	0	0	0	0	0	0	0	0	0	0	1,217,336	18,004,156
2.3.2.1.2.1		5,387,180	0	341,183	0	0	0	0	0	0	0	0	0	0	341,183	5,045,997
2.3.2.1.2.2		8,335,167	0	527,886	0	0	0	0	0	0	0	0	0	0	527,886	7,807,281
2.3.2.1.2.3		3,917,183	0	248,084	0	0	0	0	0	0	0	0	0	0	248,084	3,669,099
2.3.2.1.2.99		1,581,962	0	100,183	0	0	0	0	0	0	0	0	0	0	100,183	1,481,779
2.3.2.2		76,092,565	0	4,819,127	0	0	0	0	0	0	0	0	0	0	4,819,127	71,273,438
2.3.2.2.1		6,493,959	0	411,269	0	0	0	0	0	0	0	0	0	0	411,269	6,082,690
2.3.2.2.1.1		5,673,885	0	359,337	0	0	0	0	0	0	0	0	0	0	359,337	5,314,548
2.3.2.2.1.2		820,074	0	51,932	0	0	0	0	0	0	0	0	0	0	51,932	768,142
2.3.2.2.2		10,117,754	0	640,769	0	0	0	0	0	0	0	0	0	0	640,769	9,476,985
2.3.2.2.2.1		2,269,118	0	143,703	0	0	0	0	0	0	0	0	0	0	143,703	2,125,415
2.3.2.2.2.2		6,514,449	0	412,574	0	0	0	0	0	0	0	0	0	0	412,574	6,101,875
2.3.2.2.2.3		1,334,187	0	84,492	0	0	0	0	0	0	0	0	0	0	84,492	1,249,695
2.3.2.2.3		33,459,189	0	2,119,066	0	0	0	0	0	0	0	0	0	0	2,119,066	31,340,123
2.3.2.2.3.1		15,467,256	0	979,585	0	0	0	0	0	0	0	0	0	0	979,585	14,487,671
2.3.2.2.3.99		17,991,933	0	1,139,481	0	0	0	0	0	0	0	0	0	0	1,139,481	16,852,452
2.3.2.2.4		26,021,663	0	1,648,023	0	0	0	0	0	0	0	0	0	0	1,648,023	24,373,640
2.3.2.2.4.2		19,164,825	0	1,213,764	0	0	0	0	0	0	0	0	0	0	1,213,764	17,951,061
2.3.2.2.4.4		6,856,838	0	434,259	0	0	0	0	0	0	0	0	0	0	434,259	6,422,579
2.3.2.3		45,588,377	0	2,887,249	0	0	0	0	0	0	0	0	0	0	2,887,249	42,701,128
2.3.2.3.1		45,588,377	0	2,887,249	0	0	0	0	0	0	0	0	0	0	2,887,249	42,701,128
2.3.2.3.1.2		6,980,848	0	442,112	0	0	0	0	0	0	0	0	0	0	442,112	6,538,736
2.3.2.3.1.2.1		38,607,529	0	2,445,137	0	0	0	0	0	0	0	0	0	0	2,445,137	36,162,392
2.3.2.3.1.2.1.1		35,850,386	0	2,270,485	0	0	0	0	0	0	0	0	0	0	2,270,485	33,579,901
2.3.2.3.1.2.1.1.1		35,850,386	0	2,270,485	0	0	0	0	0	0	0	0	0	0	2,270,485	33,579,901
2.3.2.3.1.2.1.1.1.1		5,508,435	0	348,860	0	0	0	0	0	0	0	0	0	0	348,860	5,159,575
2.3.2.3.1.2.1.1.1.1.1		8,097,478	0	512,832	0	0	0	0	0	0	0	0	0	0	512,832	7,584,646



DISTRIBUCION DEL CALENDARIO INICIAL 2009
MES DE FEBRERO
 (EN NUEVOS SOLES)

SECTOR : 09 ECONOMIA Y FINANZAS
 PLIEGO : 057 SUPERINTENDENCIA NACIONAL DE ADMINISTRACION TRIBUTARIA
 EJECUTORA : 001 SUPERINTENDENCIA NACIONAL DE ADMINISTRACION TRIBUTARIA [001273]

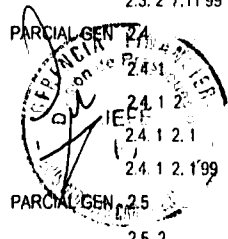
M E N S U A L I Z A D O																
RB	ESPECIFICA DET	PIM	ENE	FEB	MAR	ABR	MAY	JUN	JUL	AGO	SET	OCT	NOV	DIC	TOTAL	SALDO
2.3.2.4.1.4		2,536,202	0	160,620	0	0	0	0	0	0	0	0	0	0	160,620	2,375,582
2.3.2.4.1.5		18,590,500	0	1,177,390	0	0	0	0	0	0	0	0	0	0	1,177,390	17,413,110
2.3.2.4.1.99		1,117,771	0	70,783	0	0	0	0	0	0	0	0	0	0	70,783	1,046,988
2.3.2.5		8,956,828	0	567,244	0	0	0	0	0	0	0	0	0	0	567,244	8,389,584
2.3.2.5.1		8,956,828	0	567,244	0	0	0	0	0	0	0	0	0	0	567,244	8,389,584
2.3.2.5.1.1		6,338,667	0	401,443	0	0	0	0	0	0	0	0	0	0	401,443	5,937,224
2.3.2.5.1.2		9,900	0	627	0	0	0	0	0	0	0	0	0	0	627	9,273
2.3.2.5.1.3		40,645	0	2,572	0	0	0	0	0	0	0	0	0	0	2,572	38,073
2.3.2.5.1.4		1,843,925	0	116,776	0	0	0	0	0	0	0	0	0	0	116,776	1,727,149
2.3.2.5.1.99		723,691	0	45,826	0	0	0	0	0	0	0	0	0	0	45,826	677,865
2.3.2.6		45,300,886	0	3,458,349	0	0	0	0	0	0	0	0	0	0	3,458,349	41,842,537
2.3.2.6.1		1,254,829	0	79,463	0	0	0	0	0	0	0	0	0	0	79,463	1,175,366
2.3.2.6.1.1		71,930	0	4,553	0	0	0	0	0	0	0	0	0	0	4,553	67,377
2.3.2.6.1.2		1,182,899	0	74,910	0	0	0	0	0	0	0	0	0	0	74,910	1,107,989
2.3.2.6.2		38,495,227	0	3,032,112	0	0	0	0	0	0	0	0	0	0	3,032,112	35,463,115
2.3.2.6.2.1		1,270,658	0	85,408	0	0	0	0	0	0	0	0	0	0	85,408	1,185,250
2.3.2.6.2.99		37,224,569	0	2,946,704	0	0	0	0	0	0	0	0	0	0	2,946,704	34,277,865
2.3.2.6.3		5,550,830	0	346,774	0	0	0	0	0	0	0	0	0	0	346,774	5,204,056
2.3.2.6.3.1		1,050,001	0	66,493	0	0	0	0	0	0	0	0	0	0	66,493	983,508
2.3.2.6.3.2		1,140,002	0	72,194	0	0	0	0	0	0	0	0	0	0	72,194	1,067,808
2.3.2.6.3.3		74,999	0	0	0	0	0	0	0	0	0	0	0	0	0	74,999
2.3.2.6.3.4		2,085,828	0	132,095	0	0	0	0	0	0	0	0	0	0	132,095	1,953,733
2.3.2.6.3.99		1,200,000	0	75,992	0	0	0	0	0	0	0	0	0	0	75,992	1,124,008
2.3.2.7		88,512,100	0	5,505,669	0	0	0	0	0	0	0	0	0	0	5,505,669	83,006,431
2.3.2.7.1		1,929,000	0	122,157	0	0	0	0	0	0	0	0	0	0	122,157	1,806,843
2.3.2.7.2		259,001	0	16,398	0	0	0	0	0	0	0	0	0	0	16,398	242,603
2.3.2.7.3		100,000	0	6,333	0	0	0	0	0	0	0	0	0	0	6,333	93,667
2.3.2.7.1.99		1,569,999	0	99,426	0	0	0	0	0	0	0	0	0	0	99,426	1,470,573
2.3.2.7.2.1		155,791	0	9,845	0	0	0	0	0	0	0	0	0	0	9,845	145,946
2.3.2.7.2.1		31,809	0	2,008	0	0	0	0	0	0	0	0	0	0	2,008	29,801



DISTRIBUCION DEL CALENDARIO INICIAL 2009
MES DE FEBRERO
 (EN NUEVOS SOLES)

SECTOR : 09 ECONOMIA Y FINANZAS
 PLIEGO : 057 SUPERINTENDENCIA NACIONAL DE ADMINISTRACION TRIBUTARIA
 EJECUTORA : 001 SUPERINTENDENCIA NACIONAL DE ADMINISTRACION TRIBUTARIA [001273]

M E N S U A L I Z A D O																
RB	ESPECIFICA DET	PIM	ENE	FEB	MAR	ABR	MAY	JUN	JUL	AGO	SET	OCT	NOV	DIC	TOTAL	SALDO
2.3.2.7.2.2		41,332	0	2,611	0	0	0	0	0	0	0	0	0	0	2,611	38,721
2.3.2.7.2.5		22,900	0	1,450	0	0	0	0	0	0	0	0	0	0	1,450	21,450
2.3.2.7.2.99		59,750	0	3,776	0	0	0	0	0	0	0	0	0	0	3,776	55,974
2.3.2.7.3		15,389,468	0	974,665	0	0	0	0	0	0	0	0	0	0	974,665	14,414,803
2.3.2.7.3.1		14,060,044	0	890,469	0	0	0	0	0	0	0	0	0	0	890,469	13,169,575
2.3.2.7.3.2		1,329,424	0	84,196	0	0	0	0	0	0	0	0	0	0	84,196	1,245,228
2.3.2.7.4		5,538,173	0	350,735	0	0	0	0	0	0	0	0	0	0	350,735	5,187,438
2.3.2.7.4.1		100,000	0	6,333	0	0	0	0	0	0	0	0	0	0	6,333	93,667
2.3.2.7.4.3		4,458,455	0	282,361	0	0	0	0	0	0	0	0	0	0	282,361	4,176,094
2.3.2.7.4.99		979,718	0	62,041	0	0	0	0	0	0	0	0	0	0	62,041	917,677
2.3.2.7.5		14,499,999	0	918,325	0	0	0	0	0	0	0	0	0	0	918,325	13,581,674
2.3.2.7.5.2		14,499,999	0	918,325	0	0	0	0	0	0	0	0	0	0	918,325	13,581,674
2.3.2.7.10		4,812,027	0	304,748	0	0	0	0	0	0	0	0	0	0	304,748	4,507,279
2.3.2.7.10.1		4,695,533	0	297,378	0	0	0	0	0	0	0	0	0	0	297,378	4,398,155
2.3.2.7.10.2		100,000	0	6,333	0	0	0	0	0	0	0	0	0	0	6,333	93,667
2.3.2.7.10.99		16,494	0	1,037	0	0	0	0	0	0	0	0	0	0	1,037	15,457
2.3.2.7.11		46,187,642	0	2,825,194	0	0	0	0	0	0	0	0	0	0	2,825,194	43,362,448
2.3.2.7.11.1		118,640	0	7,510	0	0	0	0	0	0	0	0	0	0	7,510	111,130
2.3.2.7.11.2		20,365,878	0	1,289,833	0	0	0	0	0	0	0	0	0	0	1,289,833	19,076,045
2.3.2.7.11.3		518,280	0	32,818	0	0	0	0	0	0	0	0	0	0	32,818	485,462
2.3.2.7.11.99		25,184,844	0	1,495,033	0	0	0	0	0	0	0	0	0	0	1,495,033	23,689,811
PARCIAL GEN 2.4		231,861	0	0	0	0	0	0	0	0	0	0	0	0	0	231,861
2.4.1.2		231,861	0	0	0	0	0	0	0	0	0	0	0	0	0	231,861
2.4.1.2.1		231,861	0	0	0	0	0	0	0	0	0	0	0	0	0	231,861
2.4.1.2.1.99		231,861	0	0	0	0	0	0	0	0	0	0	0	0	0	231,861
PARCIAL GEN 2.5		72,983,541	0	3,608,099	0	0	0	0	0	0	0	0	0	0	3,608,099	69,375,442
2.5.2		13,246,520	0	900,000	0	0	0	0	0	0	0	0	0	0	900,000	12,346,520
2.5.2.1		13,246,520	0	900,000	0	0	0	0	0	0	0	0	0	0	900,000	12,346,520
2.5.2.1.1		13,246,520	0	900,000	0	0	0	0	0	0	0	0	0	0	900,000	12,346,520




DISTRIBUCION DEL CALENDARIO INICIAL 2009
MES DE FEBRERO
 (EN NUEVOS SOLES)

SECTOR : 09 ECONOMIA Y FINANZAS
 PLIEGO : 057 SUPERINTENDENCIA NACIONAL DE ADMINISTRACION TRIBUTARIA
 EJECUTORA : 001 SUPERINTENDENCIA NACIONAL DE ADMINISTRACION TRIBUTARIA [001273]

M E N S U A L I Z A D O


RB	ESPECIFICA DET	PIM	ENE	FEB	MAR	ABR	MAY	JUN	JUL	AGO	SET	OCT	NOV	DIC	TOTAL	SALDO	
2.5.2.1.1.4		13,246,520	0	900,000	0	0	0	0	0	0	0	0	0	0	900,000	12,346,520	
2.5.4		4,637,021	0	2,173,125	0	0	0	0	0	0	0	0	0	0	2,173,125	2,463,896	
2.5.4.1		2,278,795	0	181,696	0	0	0	0	0	0	0	0	0	0	181,696	2,097,099	
2.5.4.1.1		2,244,995	0	179,934	0	0	0	0	0	0	0	0	0	0	179,934	2,065,061	
2.5.4.1.1.1		2,244,995	0	179,934	0	0	0	0	0	0	0	0	0	0	179,934	2,065,061	
2.5.4.1.3		33,800	0	1,762	0	0	0	0	0	0	0	0	0	0	1,762	32,038	
2.5.4.1.3.1		33,800	0	1,762	0	0	0	0	0	0	0	0	0	0	1,762	32,038	
2.5.4.3		2,358,226	0	1,991,429	0	0	0	0	0	0	0	0	0	0	1,991,429	366,797	
2.5.4.3.1		1,429,150	0	1,214,523	0	0	0	0	0	0	0	0	0	0	1,214,523	214,627	
2.5.4.3.1.1		1,429,150	0	1,214,523	0	0	0	0	0	0	0	0	0	0	1,214,523	214,627	
2.5.4.3.2		871,285	0	719,225	0	0	0	0	0	0	0	0	0	0	719,225	152,060	
2.5.4.3.2.1		871,285	0	719,225	0	0	0	0	0	0	0	0	0	0	719,225	152,060	
2.5.4.3.3		57,791	0	57,681	0	0	0	0	0	0	0	0	0	0	57,681	110	
2.5.4.3.3.1		57,791	0	57,681	0	0	0	0	0	0	0	0	0	0	57,681	110	
2.5.5		55,100,000	0	534,974	0	0	0	0	0	0	0	0	0	0	534,974	54,565,026	
2.5.5.1		12,500,000	0	434,974	0	0	0	0	0	0	0	0	0	0	434,974	12,065,026	
2.5.5.1.1		12,500,000	0	434,974	0	0	0	0	0	0	0	0	0	0	434,974	12,065,026	
2.5.5.1.1.1		12,500,000	0	434,974	0	0	0	0	0	0	0	0	0	0	434,974	12,065,026	
2.5.5.2		42,600,000	0	100,000	0	0	0	0	0	0	0	0	0	0	100,000	42,500,000	
2.5.5.2.1		42,600,000	0	100,000	0	0	0	0	0	0	0	0	0	0	100,000	42,500,000	
2.5.5.2.1.99		42,600,000	0	100,000	0	0	0	0	0	0	0	0	0	0	100,000	42,500,000	
PARCIAL GEN 2.6		166,235,362	0	3,305,620	0	0	0	0	0	0	0	0	0	0	3,305,620	162,929,742	
2.6.3		143,042,376	0	3,121,623	0	0	0	0	0	0	0	0	0	0	3,121,623	139,920,753	
2.6.3.1		3,231,694	0	0	0	0	0	0	0	0	0	0	0	0	0	3,231,694	
2.6.3.1.1		3,231,694	0	0	0	0	0	0	0	0	0	0	0	0	0	3,231,694	
2.6.3.1.1.1		3,231,694	0	0	0	0	0	0	0	0	0	0	0	0	0	3,231,694	
2.6.3.2		139,810,682	0	3,121,623	0	0	0	0	0	0	0	0	0	0	3,121,623	136,689,059	
2.6.3.2.1		57,048,049	0	2,261,165	0	0	0	0	0	0	0	0	0	0	2,261,165	54,786,884	
2.6.3.2.1.1		17,835,723	0	266,434	0	0	0	0	0	0	0	0	0	0	266,434	17,569,289	
2.6.3.2.1.2		39,212,326	0	1,994,731	0	0	0	0	0	0	0	0	0	0	1,994,731	37,274,559	



DISTRIBUCION DEL CALENDARIO INICIAL 2009
MES DE FEBRERO
 (EN NUEVOS SOLES)

SECTOR : 09 ECONOMIA Y FINANZAS
 PLIEGO : 057 SUPERINTENDENCIA NACIONAL DE ADMINISTRACION TRIBUTARIA
 EJECUTORA : 001 SUPERINTENDENCIA NACIONAL DE ADMINISTRACION TRIBUTARIA [001273]

M E N S U A L I Z A D O																
RB	ESPECIFICA DET	PIM	ENE	FEB	MAR	ABR	MAY	JUN	JUL	AGO	SET	OCT	NOV	DIC	TOTAL	SALDO
2.6.3	2.3	51,076,862	0	72,825	0	0	0	0	0	0	0	0	0	0	72,825	51,004,037
2.6.3	2.3.1	50,191,936	0	67,395	0	0	0	0	0	0	0	0	0	0	67,395	50,124,541
2.6.3	2.3.3	884,926	0	5,430	0	0	0	0	0	0	0	0	0	0	5,430	879,496
2.6.3	2.4	115,610	0	0	0	0	0	0	0	0	0	0	0	0	0	115,610
2.6.3	2.4.2	115,610	0	0	0	0	0	0	0	0	0	0	0	0	0	115,610
2.6.3	2.8	468,526	0	0	0	0	0	0	0	0	0	0	0	0	0	468,526
2.6.3	2.8.1	468,526	0	0	0	0	0	0	0	0	0	0	0	0	0	468,526
2.6.3	2.9	31,101,635	0	787,633	0	0	0	0	0	0	0	0	0	0	787,633	30,314,002
2.6.3	2.9.1	4,126,375	0	343,866	0	0	0	0	0	0	0	0	0	0	343,866	3,782,509
2.6.3	2.9.3	25,000,000	0	279,160	0	0	0	0	0	0	0	0	0	0	279,160	24,720,840
2.6.3	2.9.4	63,264	0	5,273	0	0	0	0	0	0	0	0	0	0	5,273	57,991
2.6.3	2.999	1,911,996	0	159,334	0	0	0	0	0	0	0	0	0	0	159,334	1,752,662
2.6.6		23,192,986	0	183,997	0	0	0	0	0	0	0	0	0	0	183,997	23,008,989
2.6.6	1	23,192,986	0	183,997	0	0	0	0	0	0	0	0	0	0	183,997	23,008,989
2.6.6	1.3	5,440,051	0	0	0	0	0	0	0	0	0	0	0	0	0	5,440,051
2.6.6	1.3.2	5,440,051	0	0	0	0	0	0	0	0	0	0	0	0	0	5,440,051
2.6.6	1.99	17,752,935	0	183,997	0	0	0	0	0	0	0	0	0	0	183,997	17,568,938
2.6.6	1.99.99	17,752,935	0	183,997	0	0	0	0	0	0	0	0	0	0	183,997	17,568,938
PARCIAL GEN	2.8	936,220	0	0	0	0	0	0	0	0	0	0	0	0	0	936,220
	2.8.1	432,549	0	0	0	0	0	0	0	0	0	0	0	0	0	432,549
	2.8.1.1	432,549	0	0	0	0	0	0	0	0	0	0	0	0	0	432,549
	2.8.1.1.2	432,549	0	0	0	0	0	0	0	0	0	0	0	0	0	432,549
	2.8.1.1.2.1	432,549	0	0	0	0	0	0	0	0	0	0	0	0	0	432,549
	2.8.2	484,475	0	0	0	0	0	0	0	0	0	0	0	0	0	484,475
	2.8.2.1	484,475	0	0	0	0	0	0	0	0	0	0	0	0	0	484,475
	2.8.2.1.2.1	484,475	0	0	0	0	0	0	0	0	0	0	0	0	0	484,475
	2.8.3	19,196	0	0	0	0	0	0	0	0	0	0	0	0	0	19,196
	2.8.3.1	19,196	0	0	0	0	0	0	0	0	0	0	0	0	0	19,196
	2.8.3.1.2	19,196	0	0	0	0	0	0	0	0	0	0	0	0	0	19,196



DISTRIBUCION DEL CALENDARIO INICIAL 2009
MES DE FEBRERO
 (EN NUEVOS SOLES)


SECTOR : 09 ECONOMIA Y FINANZAS
 PLIEGO : 057 SUPERINTENDENCIA NACIONAL DE ADMINISTRACION TRIBUTARIA
 EJECUTORA : 001 SUPERINTENDENCIA NACIONAL DE ADMINISTRACION TRIBUTARIA [001273]

M E N S U A L I Z A D O																	
RB	ESPECIFICA DET	PIM	ENE	FEB	MAR	ABR	MAY	JUN	JUL	AGO	SET	OCT	NOV	DIC	TOTAL	SALDO	
2.8.3	1.2 1	19,196	0	0	0	0	0	0	0	0	0	0	0	0	0	19,196	

PARCIAL FUENTE	05000000	0	0	0	0	0	0	0	0	0	0	0	0	0	0	0
-----------------------	-----------------	----------	----------	----------	----------	----------	----------	----------	----------	----------	----------	----------	----------	----------	----------	----------

3 RECURSOS POR OPERACIONES OFICIALES DE CREDITO


PARCIAL GEN 2.6	2,705,940	0	82,500	0	0	0	0	0	0	0	0	0	0	0	82,500	2,623,440
2.6.3	238,850	0	0	0	0	0	0	0	0	0	0	0	0	0	0	238,850
2.6.3 2	238,850	0	0	0	0	0	0	0	0	0	0	0	0	0	0	238,850
2.6.3 2.3	238,850	0	0	0	0	0	0	0	0	0	0	0	0	0	0	238,850
2.6.3 2.3 1	238,850	0	0	0	0	0	0	0	0	0	0	0	0	0	0	238,850
2.6.6	2,467,090	0	82,500	0	0	0	0	0	0	0	0	0	0	0	82,500	2,384,590
2.6.6 1	2,467,090	0	82,500	0	0	0	0	0	0	0	0	0	0	0	82,500	2,384,590
2.6.6 1.3	529,233	0	0	0	0	0	0	0	0	0	0	0	0	0	0	529,233
2.6.6 1.3 2	529,233	0	0	0	0	0	0	0	0	0	0	0	0	0	0	529,233
2.6.6 1.99	1,937,857	0	82,500	0	0	0	0	0	0	0	0	0	0	0	82,500	1,855,357
2.6.6 1.99 99	1,937,857	0	82,500	0	0	0	0	0	0	0	0	0	0	0	82,500	1,855,357
PARCIAL FUENTE	2,705,940	0	82,500	0	0	0	0	0	0	0	0	0	0	0	82,500	2,623,440


LUIS ALBERTO CABALLERO REYES
 Jefe (e) de la División de Presupuesto
 GERENCIA FINANCIERA

DISTRIBUCION DEL CALENDARIO INICIAL 2009
MES DE FEBRERO
 (EN NUEVOS SOLES)

SECTOR : 09 ECONOMIA Y FINANZAS
 PLIEGO : 057 SUPERINTENDENCIA NACIONAL DE ADMINISTRACION TRIBUTARIA
 EJECUTORA : 001 SUPERINTENDENCIA NACIONAL DE ADMINISTRACION TRIBUTARIA [001273]

M E N S U A L I Z A D O																
RB	ESPECIFICA DET	PIM	ENE	FEB	MAR	ABR	MAY	JUN	JUL	AGO	SET	OCT	NOV	DIC	TOTAL	SALDO
RESUMEN ...																
	TOTAL FUENTE 2	1,385,966,142	0	80,070,222	0	0	0	0	0	0	0	0	0	0	80,070,222	1,305,895,920
	TOTAL FUENTE 3	2,705,940	0	82,500	0	0	0	0	0	0	0	0	0	0	82,500	2,623,440
<hr/>																
	TOTAL EJECUTORA	1,388,672,082	0	80,152,722	0	0	0	0	0	0	0	0	0	0	80,152,722	1,308,519,360


LUIS ALBERTO CABALLERO REYES
 Jefe (e) de la División de Presupuesto
 GERENCIA FINANCIERA