

DISTRIBUCION DEL CALENDARIO INICIAL 2009
MES DE ENERO
(EN NUEVOS SOLES)

SECTOR : 09 ECONOMIA Y FINANZAS
PLIEGO : 057 SUPERINTENDENCIA NACIONAL DE ADMINISTRACION TRIBUTARIA
EJECUTORA : 001 SUPERINTENDENCIA NACIONAL DE ADMINISTRACION TRIBUTARIA [001273]


M E N S U A L I Z A D O																
RB	ESPECIFICA DET	PIM	ENE	FEB	MAR	ABR	MAY	JUN	JUL	AGO	SET	OCT	NOV	DIC	TOTAL	SALDO
2 RECURSOS DIRECTAMENTE RECAUDADOS																
PARCIAL GEN	2.1	774,185,465	53,827,341	0	0	0	0	0	0	0	0	0	0	0	53,827,341	720,358,124
	2.1.1	712,452,607	49,624,894	0	0	0	0	0	0	0	0	0	0	0	49,624,894	662,827,713
	2.1.1.1	547,818,225	42,280,602	0	0	0	0	0	0	0	0	0	0	0	42,280,602	505,537,623
	2.1.1.1.1	539,923,053	41,622,670	0	0	0	0	0	0	0	0	0	0	0	41,622,670	498,300,383
	2.1.1.1.1.2	8,140,931	678,411	0	0	0	0	0	0	0	0	0	0	0	678,411	7,462,520
	2.1.1.1.1.4	479,644,094	37,187,068	0	0	0	0	0	0	0	0	0	0	0	37,187,068	442,457,026
	2.1.1.1.1.5	52,138,028	3,757,191	0	0	0	0	0	0	0	0	0	0	0	3,757,191	48,380,837
	2.1.1.1.2	7,895,172	657,932	0	0	0	0	0	0	0	0	0	0	0	657,932	7,237,240
	2.1.1.1.2.99	7,895,172	657,932	0	0	0	0	0	0	0	0	0	0	0	657,932	7,237,240
	2.1.1.9	164,634,382	7,344,292	0	0	0	0	0	0	0	0	0	0	0	7,344,292	157,290,090
	2.1.1.9.1	85,616,329	0	0	0	0	0	0	0	0	0	0	0	0	0	85,616,329
	2.1.1.9.1.1	83,312,029	0	0	0	0	0	0	0	0	0	0	0	0	0	83,312,029
	2.1.1.9.1.3	2,304,300	0	0	0	0	0	0	0	0	0	0	0	0	0	2,304,300
	2.1.1.9.2	48,590,616	22,001	0	0	0	0	0	0	0	0	0	0	0	22,001	48,568,615
	2.1.1.9.2.1	48,590,616	22,001	0	0	0	0	0	0	0	0	0	0	0	22,001	48,568,615
	2.1.1.9.3	30,427,437	7,322,291	0	0	0	0	0	0	0	0	0	0	0	7,322,291	23,105,146
	2.1.1.9.3.1	11,700	1,501	0	0	0	0	0	0	0	0	0	0	0	1,501	10,199
	2.1.1.9.3.3	30,415,737	7,320,790	0	0	0	0	0	0	0	0	0	0	0	7,320,790	23,094,947
	2.1.2	2,039,661	163,959	0	0	0	0	0	0	0	0	0	0	0	163,959	1,875,702
	2.1.2.1	2,039,661	163,959	0	0	0	0	0	0	0	0	0	0	0	163,959	1,875,702
	2.1.2.1.2	2,039,661	163,959	0	0	0	0	0	0	0	0	0	0	0	163,959	1,875,702
	2.1.2.1.2.1	2,039,661	163,959	0	0	0	0	0	0	0	0	0	0	0	163,959	1,875,702
	2.1.3	59,693,197	4,038,488	0	0	0	0	0	0	0	0	0	0	0	4,038,488	55,654,709
	2.1.3.1	59,693,197	4,038,488	0	0	0	0	0	0	0	0	0	0	0	4,038,488	55,654,709
	2.1.3.1.1	59,693,197	4,038,488	0	0	0	0	0	0	0	0	0	0	0	4,038,488	55,654,709
	2.1.3.1.1.1	14,902,334	1,016,500	0	0	0	0	0	0	0	0	0	0	0	1,016,500	13,885,834
	2.1.3.1.1.2	83,858	6,988	0	0	0	0	0	0	0	0	0	0	0	6,988	76,870
	2.1.3.1.1.5	44,707,005	3,015,000	0	0	0	0	0	0	0	0	0	0	0	3,015,000	41,692,005



DISTRIBUCION DEL CALENDARIO INICIAL 2009
MES DE ENERO
 (EN NUEVOS SOLES)

SECTOR : 09 ECONOMIA Y FINANZAS
 PLIEGO : 057 SUPERINTENDENCIA NACIONAL DE ADMINISTRACION TRIBUTARIA
 EJECUTORA : 001 SUPERINTENDENCIA NACIONAL DE ADMINISTRACION TRIBUTARIA [001273]


M E N S U A L I Z A D O																
RB	ESPECIFICA DET	PIM	ENE	FEB	MAR	ABR	MAY	JUN	JUL	AGO	SET	OCT	NOV	DIC	TOTAL	SALDO
PARCIAL GEN	2.2	62,000	4,601	0	0	0	0	0	0	0	0	0	0	0	4,601	57,399
	2.2.2	62,000	4,601	0	0	0	0	0	0	0	0	0	0	0	4,601	57,399
	2.2.2.3	62,000	4,601	0	0	0	0	0	0	0	0	0	0	0	4,601	57,399
	2.2.2.3.4	62,000	4,601	0	0	0	0	0	0	0	0	0	0	0	4,601	57,399
	2.2.2.3.4.2	50,000	3,801	0	0	0	0	0	0	0	0	0	0	0	3,801	46,199
	2.2.2.3.4.3	12,000	800	0	0	0	0	0	0	0	0	0	0	0	800	11,200
PARCIAL GEN	2.3	371,331,693	23,978,861	0	0	0	0	0	0	0	0	0	0	0	23,978,861	347,352,832
	2.3.1	51,503,056	3,080,101	0	0	0	0	0	0	0	0	0	0	0	3,080,101	48,422,955
	2.3.1.1	1,518,753	96,171	0	0	0	0	0	0	0	0	0	0	0	96,171	1,422,582
	2.3.1.1.1	1,518,753	96,171	0	0	0	0	0	0	0	0	0	0	0	96,171	1,422,582
	2.3.1.1.1.1	1,512,005	95,751	0	0	0	0	0	0	0	0	0	0	0	95,751	1,416,254
	2.3.1.1.1.2	6,748	420	0	0	0	0	0	0	0	0	0	0	0	420	6,328
	2.3.1.2	4,781,973	121,242	0	0	0	0	0	0	0	0	0	0	0	121,242	4,660,731
	2.3.1.2.1	4,781,973	121,242	0	0	0	0	0	0	0	0	0	0	0	121,242	4,660,731
	2.3.1.2.1.1	4,781,973	121,242	0	0	0	0	0	0	0	0	0	0	0	121,242	4,660,731
	2.3.1.3	7,361,410	466,208	0	0	0	0	0	0	0	0	0	0	0	466,208	6,895,202
	2.3.1.3.1	7,361,410	466,208	0	0	0	0	0	0	0	0	0	0	0	466,208	6,895,202
	2.3.1.3.1.1	7,058,462	447,028	0	0	0	0	0	0	0	0	0	0	0	447,028	6,611,434
	2.3.1.3.1.3	302,948	19,180	0	0	0	0	0	0	0	0	0	0	0	19,180	283,768
	2.3.1.4	93,680	5,933	0	0	0	0	0	0	0	0	0	0	0	5,933	87,747
	2.3.1.4.1	93,680	5,933	0	0	0	0	0	0	0	0	0	0	0	5,933	87,747
	2.3.1.4.1.1	93,680	5,933	0	0	0	0	0	0	0	0	0	0	0	5,933	87,747
	2.3.1.5	17,694,725	1,120,630	0	0	0	0	0	0	0	0	0	0	0	1,120,630	16,574,095
	2.3.1.5.1	16,278,066	1,030,930	0	0	0	0	0	0	0	0	0	0	0	1,030,930	15,247,136
	2.3.1.5.1.1	8,242,858	522,042	0	0	0	0	0	0	0	0	0	0	0	522,042	7,720,816
	2.3.1.5.1.2	8,035,208	508,888	0	0	0	0	0	0	0	0	0	0	0	508,888	7,526,320
	2.3.1.5.1.3	913,605	57,847	0	0	0	0	0	0	0	0	0	0	0	57,847	855,758
	2.3.1.5.3.1	784,205	49,660	0	0	0	0	0	0	0	0	0	0	0	49,660	734,545
	2.3.1.5.3.2	129,400	8,187	0	0	0	0	0	0	0	0	0	0	0	8,187	121,213
	2.3.1.5.3.3	503,054	31,853	0	0	0	0	0	0	0	0	0	0	0	31,853	471,201



DISTRIBUCION DEL CALENDARIO INICIAL 2009
MES DE ENERO
 (EN NUEVOS SOLES)

SECTOR : 09 ECONOMIA Y FINANZAS
 PLIEGO : 057 SUPERINTENDENCIA NACIONAL DE ADMINISTRACION TRIBUTARIA
 EJECUTORA : 001 SUPERINTENDENCIA NACIONAL DE ADMINISTRACION TRIBUTARIA [001273]


M E N S U A L I Z A D O																
RR	ESPECIFICA DET	PIM	ENE	FEB	MAR	ABR	MAY	JUN	JUL	AGO	SET	OCT	NOV	DIC	TOTAL	SALDO
2.3.1.5.4.1		503,054	31,853	0	0	0	0	0	0	0	0	0	0	0	31,853	471,201
2.3.1.6		7,110,962	450,332	0	0	0	0	0	0	0	0	0	0	0	450,332	6,660,630
2.3.1.6.1		7,110,962	450,332	0	0	0	0	0	0	0	0	0	0	0	450,332	6,660,630
2.3.1.6.1.1		1,251,873	79,278	0	0	0	0	0	0	0	0	0	0	0	79,278	1,172,595
2.3.1.6.1.3		433,673	27,461	0	0	0	0	0	0	0	0	0	0	0	27,461	406,212
2.3.1.6.1.4		1,187,037	75,171	0	0	0	0	0	0	0	0	0	0	0	75,171	1,111,866
2.3.1.6.1.99		4,238,379	268,422	0	0	0	0	0	0	0	0	0	0	0	268,422	3,969,957
2.3.1.7		320,225	20,273	0	0	0	0	0	0	0	0	0	0	0	20,273	299,952
2.3.1.7.1		320,225	20,273	0	0	0	0	0	0	0	0	0	0	0	20,273	299,952
2.3.1.7.1.1		320,225	20,273	0	0	0	0	0	0	0	0	0	0	0	20,273	299,952
2.3.1.8		1,422,069	90,051	0	0	0	0	0	0	0	0	0	0	0	90,051	1,332,018
2.3.1.8.1		799,630	50,636	0	0	0	0	0	0	0	0	0	0	0	50,636	748,994
2.3.1.8.1.2		799,630	50,636	0	0	0	0	0	0	0	0	0	0	0	50,636	748,994
2.3.1.8.2		622,439	39,415	0	0	0	0	0	0	0	0	0	0	0	39,415	583,024
2.3.1.8.2.1		622,439	39,415	0	0	0	0	0	0	0	0	0	0	0	39,415	583,024
2.3.1.9		307,310	19,462	0	0	0	0	0	0	0	0	0	0	0	19,462	287,848
2.3.1.9.1		307,310	19,462	0	0	0	0	0	0	0	0	0	0	0	19,462	287,848
2.3.1.9.1.1		89,428	5,663	0	0	0	0	0	0	0	0	0	0	0	5,663	83,765
2.3.1.9.1.2		217,882	13,799	0	0	0	0	0	0	0	0	0	0	0	13,799	204,083
2.3.1.11		20,520	1,298	0	0	0	0	0	0	0	0	0	0	0	1,298	19,222
2.3.1.11.1		20,520	1,298	0	0	0	0	0	0	0	0	0	0	0	1,298	19,222
2.3.1.11.1.4		20,520	1,298	0	0	0	0	0	0	0	0	0	0	0	1,298	19,222
2.3.1.99		10,871,429	688,501	0	0	0	0	0	0	0	0	0	0	0	688,501	10,182,928
2.3.1.99.1		10,871,429	688,501	0	0	0	0	0	0	0	0	0	0	0	688,501	10,182,928
2.3.1.99.1.1		525,219	33,255	0	0	0	0	0	0	0	0	0	0	0	33,255	491,964
2.3.1.99.1.2		1,351,537	85,590	0	0	0	0	0	0	0	0	0	0	0	85,590	1,265,947
2.3.1.99.1.3		50,000	3,166	0	0	0	0	0	0	0	0	0	0	0	3,166	46,834
2.3.1.99.1.89		8,944,673	566,490	0	0	0	0	0	0	0	0	0	0	0	566,490	8,378,183
2.3.2		319,828,637	20,898,760	0	0	0	0	0	0	0	0	0	0	0	20,898,760	298,929,877
2.3.2.1		19,527,495	1,236,716	0	0	0	0	0	0	0	0	0	0	0	1,236,716	18,290,779



DISTRIBUCION DEL CALENDARIO INICIAL 2009
MES DE ENERO
(EN NUEVOS SOLES)

SECTOR : 09 ECONOMIA Y FINANZAS
PLIEGO : 057 SUPERINTENDENCIA NACIONAL DE ADMINISTRACION TRIBUTARIA
EJECUTORA : 001 SUPERINTENDENCIA NACIONAL DE ADMINISTRACION TRIBUTARIA [001273]


M E N S U A L I Z A D O																	
RB	ESPECIFICA DET	PIM	ENE	FEB	MAR	ABR	MAY	JUN	JUL	AGO	SET	OCT	NOV	DIC	TOTAL	SALDO	
2.3.2	1.1	306,003	19,380	0	0	0	0	0	0	0	0	0	0	0	19,380	286,623	
2.3.2	1.1.1	120,095	7,606	0	0	0	0	0	0	0	0	0	0	0	7,606	112,489	
2.3.2	1.1.2	185,908	11,774	0	0	0	0	0	0	0	0	0	0	0	11,774	174,134	
2.3.2	1.2	19,221,492	1,217,336	0	0	0	0	0	0	0	0	0	0	0	1,217,336	18,004,156	
2.3.2	1.2.1	5,387,180	341,183	0	0	0	0	0	0	0	0	0	0	0	341,183	5,045,997	
2.3.2	1.2.2	8,335,167	527,886	0	0	0	0	0	0	0	0	0	0	0	527,886	7,807,281	
2.3.2	1.2.3	3,917,183	248,084	0	0	0	0	0	0	0	0	0	0	0	248,084	3,669,099	
2.3.2	1.2.99	1,581,962	100,183	0	0	0	0	0	0	0	0	0	0	0	100,183	1,481,779	
2.3.2	2	76,092,565	4,819,127	0	0	0	0	0	0	0	0	0	0	0	4,819,127	71,273,438	
2.3.2	2.1	6,493,959	411,269	0	0	0	0	0	0	0	0	0	0	0	411,269	6,082,690	
2.3.2	2.1.1	5,673,885	359,337	0	0	0	0	0	0	0	0	0	0	0	359,337	5,314,548	
2.3.2	2.1.2	820,074	51,932	0	0	0	0	0	0	0	0	0	0	0	51,932	768,142	
2.3.2	2.2	10,117,754	640,769	0	0	0	0	0	0	0	0	0	0	0	640,769	9,476,985	
2.3.2	2.2.1	2,269,118	143,703	0	0	0	0	0	0	0	0	0	0	0	143,703	2,125,415	
2.3.2	2.2.2	6,514,449	412,574	0	0	0	0	0	0	0	0	0	0	0	412,574	6,101,875	
2.3.2	2.2.3	1,334,187	84,492	0	0	0	0	0	0	0	0	0	0	0	84,492	1,249,695	
2.3.2	2.3	33,459,189	2,119,066	0	0	0	0	0	0	0	0	0	0	0	2,119,066	31,340,123	
2.3.2	2.3.1	15,467,256	979,585	0	0	0	0	0	0	0	0	0	0	0	979,585	14,487,671	
2.3.2	2.3.99	17,991,933	1,139,481	0	0	0	0	0	0	0	0	0	0	0	1,139,481	16,852,452	
2.3.2	2.4	26,021,663	1,648,023	0	0	0	0	0	0	0	0	0	0	0	1,648,023	24,373,640	
2.3.2	2.4.2	19,164,825	1,213,764	0	0	0	0	0	0	0	0	0	0	0	1,213,764	17,951,061	
2.3.2	2.4.4	6,856,838	434,259	0	0	0	0	0	0	0	0	0	0	0	434,259	6,422,579	
2.3.2	3	45,588,377	2,887,249	0	0	0	0	0	0	0	0	0	0	0	2,887,249	42,701,128	
2.3.2	3.1	45,588,377	2,887,249	0	0	0	0	0	0	0	0	0	0	0	2,887,249	42,701,128	
2.3.2	4	6,980,848	442,112	0	0	0	0	0	0	0	0	0	0	0	442,112	6,538,736	
2.3.2	4.1	38,607,529	2,445,137	0	0	0	0	0	0	0	0	0	0	0	2,445,137	36,162,392	
2.3.2	4.1.1	35,850,386	2,270,485	0	0	0	0	0	0	0	0	0	0	0	2,270,485	33,579,901	
2.3.2	4.1.2	35,850,386	2,270,485	0	0	0	0	0	0	0	0	0	0	0	2,270,485	33,579,901	
2.3.2	4.1.3	5,508,435	348,860	0	0	0	0	0	0	0	0	0	0	0	348,860	5,159,575	
2.3.2	4.1.3	8,097,478	512,832	0	0	0	0	0	0	0	0	0	0	0	512,832	7,584,646	



DISTRIBUCION DEL CALENDARIO INICIAL 2009
MES DE ENERO
 (EN NUEVOS SOLES)

SECTOR : 09 ECONOMIA Y FINANZAS
 PLIEGO : 057 SUPERINTENDENCIA NACIONAL DE ADMINISTRACION TRIBUTARIA
 EJECUTORA : 001 SUPERINTENDENCIA NACIONAL DE ADMINISTRACION TRIBUTARIA [001273]


M E N S U A L I Z A D O																
RB	ESPECIFICA DET	PIM	ENE	FEB	MAR	ABR	MAY	JUN	JUL	AGO	SET	OCT	NOV	DIC	TOTAL	SALDO
2.3.2.4.1.4		2,536,202	160,620	0	0	0	0	0	0	0	0	0	0	0	160,620	2,375,582
2.3.2.4.1.5		18,590,500	1,177,390	0	0	0	0	0	0	0	0	0	0	0	1,177,390	17,413,110
2.3.2.4.1.99		1,117,771	70,783	0	0	0	0	0	0	0	0	0	0	0	70,783	1,046,988
2.3.2.5		8,956,828	567,244	0	0	0	0	0	0	0	0	0	0	0	567,244	8,389,584
2.3.2.5.1		8,956,828	567,244	0	0	0	0	0	0	0	0	0	0	0	567,244	8,389,584
2.3.2.5.1.1		6,338,667	401,443	0	0	0	0	0	0	0	0	0	0	0	401,443	5,937,224
2.3.2.5.1.2		9,900	627	0	0	0	0	0	0	0	0	0	0	0	627	9,273
2.3.2.5.1.3		40,645	2,572	0	0	0	0	0	0	0	0	0	0	0	2,572	38,073
2.3.2.5.1.4		1,843,925	116,776	0	0	0	0	0	0	0	0	0	0	0	116,776	1,727,149
2.3.2.5.1.99		723,691	45,826	0	0	0	0	0	0	0	0	0	0	0	45,826	677,865
2.3.2.6		45,300,886	3,612,270	0	0	0	0	0	0	0	0	0	0	0	3,612,270	41,688,616
2.3.2.6.1		1,254,829	79,463	0	0	0	0	0	0	0	0	0	0	0	79,463	1,175,366
2.3.2.6.1.1		71,930	4,553	0	0	0	0	0	0	0	0	0	0	0	4,553	67,377
2.3.2.6.1.2		1,182,899	74,910	0	0	0	0	0	0	0	0	0	0	0	74,910	1,107,989
2.3.2.6.2		38,495,227	3,186,033	0	0	0	0	0	0	0	0	0	0	0	3,186,033	35,309,194
2.3.2.6.2.1		1,270,658	152,834	0	0	0	0	0	0	0	0	0	0	0	152,834	1,117,824
2.3.2.6.2.99		37,224,569	3,033,199	0	0	0	0	0	0	0	0	0	0	0	3,033,199	34,191,370
2.3.2.6.3		5,550,830	346,774	0	0	0	0	0	0	0	0	0	0	0	346,774	5,204,056
2.3.2.6.3.1		1,050,001	66,493	0	0	0	0	0	0	0	0	0	0	0	66,493	983,508
2.3.2.6.3.2		1,140,002	72,194	0	0	0	0	0	0	0	0	0	0	0	72,194	1,067,808
2.3.2.6.3.3		74,999	0	0	0	0	0	0	0	0	0	0	0	0	0	74,999
2.3.2.6.3.4		2,085,828	132,095	0	0	0	0	0	0	0	0	0	0	0	132,095	1,953,733
2.3.2.6.3.99		1,200,000	75,992	0	0	0	0	0	0	0	0	0	0	0	75,992	1,124,008
2.3.2.7		88,512,100	5,505,669	0	0	0	0	0	0	0	0	0	0	0	5,505,669	83,006,431
2.3.2.7.1		1,929,000	122,157	0	0	0	0	0	0	0	0	0	0	0	122,157	1,806,843
2.3.2.7.2		259,001	16,398	0	0	0	0	0	0	0	0	0	0	0	16,398	242,603
2.3.2.7.3		100,000	6,333	0	0	0	0	0	0	0	0	0	0	0	6,333	93,667
2.3.2.7.1.99		1,569,999	99,426	0	0	0	0	0	0	0	0	0	0	0	99,426	1,470,573
2.3.2.7.2.1		155,791	9,845	0	0	0	0	0	0	0	0	0	0	0	9,845	145,946
2.3.2.7.2.1		31,809	2,008	0	0	0	0	0	0	0	0	0	0	0	2,008	29,801



DISTRIBUCION DEL CALENDARIO INICIAL 2009
MES DE ENERO
 (EN NUEVOS SOLES)

SECTOR : 09 ECONOMIA Y FINANZAS
 PLIEGO : 057 SUPERINTENDENCIA NACIONAL DE ADMINISTRACION TRIBUTARIA
 EJECUTORA : 001 SUPERINTENDENCIA NACIONAL DE ADMINISTRACION TRIBUTARIA [001273]

M E N S U A L I Z A D O																
RB	ESPECIFICA DET	PIM	ENE	FEB	MAR	ABR	MAY	JUN	JUL	AGO	SET	OCT	NOV	DIC	TOTAL	SALDO
2.3.2.7.2.2		41,332	2,611	0	0	0	0	0	0	0	0	0	0	0	2,611	38,721
2.3.2.7.2.5		22,900	1,450	0	0	0	0	0	0	0	0	0	0	0	1,450	21,450
2.3.2.7.2.99		59,750	3,776	0	0	0	0	0	0	0	0	0	0	0	3,776	55,974
2.3.2.7.3		15,389,468	974,665	0	0	0	0	0	0	0	0	0	0	0	974,665	14,414,803
2.3.2.7.3.1		14,060,044	890,469	0	0	0	0	0	0	0	0	0	0	0	890,469	13,169,575
2.3.2.7.3.2		1,329,424	84,196	0	0	0	0	0	0	0	0	0	0	0	84,196	1,245,228
2.3.2.7.4		5,538,173	350,735	0	0	0	0	0	0	0	0	0	0	0	350,735	5,187,438
2.3.2.7.4.1		100,000	6,333	0	0	0	0	0	0	0	0	0	0	0	6,333	93,667
2.3.2.7.4.3		4,458,455	282,361	0	0	0	0	0	0	0	0	0	0	0	282,361	4,176,094
2.3.2.7.4.99		979,718	62,041	0	0	0	0	0	0	0	0	0	0	0	62,041	917,677
2.3.2.7.5		14,499,999	918,325	0	0	0	0	0	0	0	0	0	0	0	918,325	13,581,674
2.3.2.7.5.2		14,499,999	918,325	0	0	0	0	0	0	0	0	0	0	0	918,325	13,581,674
2.3.2.7.10		4,812,027	304,748	0	0	0	0	0	0	0	0	0	0	0	304,748	4,507,279
2.3.2.7.10.1		4,695,533	297,378	0	0	0	0	0	0	0	0	0	0	0	297,378	4,398,155
2.3.2.7.10.2		100,000	6,333	0	0	0	0	0	0	0	0	0	0	0	6,333	93,667
2.3.2.7.10.99		16,494	1,037	0	0	0	0	0	0	0	0	0	0	0	1,037	15,457
2.3.2.7.11		46,187,642	2,825,194	0	0	0	0	0	0	0	0	0	0	0	2,825,194	43,362,448
2.3.2.7.11.1		118,640	7,510	0	0	0	0	0	0	0	0	0	0	0	7,510	111,130
2.3.2.7.11.2		20,365,878	1,289,833	0	0	0	0	0	0	0	0	0	0	0	1,289,833	19,076,045
2.3.2.7.11.3		518,280	32,818	0	0	0	0	0	0	0	0	0	0	0	32,818	485,462
2.3.2.7.11.99		25,184,844	1,495,033	0	0	0	0	0	0	0	0	0	0	0	1,495,033	23,689,811
PARCIAL GEN 2.4		231,861	0	0	0	0	0	0	0	0	0	0	0	0	0	231,861
2.4.1		231,861	0	0	0	0	0	0	0	0	0	0	0	0	0	231,861
2.4.1.2		231,861	0	0	0	0	0	0	0	0	0	0	0	0	0	231,861
2.4.1.2.1		231,861	0	0	0	0	0	0	0	0	0	0	0	0	0	231,861
2.4.1.2.1.1		231,861	0	0	0	0	0	0	0	0	0	0	0	0	0	231,861
PARCIAL GEN 2.5		72,983,541	2,741,161	0	0	0	0	0	0	0	0	0	0	0	2,741,161	70,242,380
2.5.2		13,246,520	944,000	0	0	0	0	0	0	0	0	0	0	0	944,000	12,302,520
2.5.2.1		13,246,520	944,000	0	0	0	0	0	0	0	0	0	0	0	944,000	12,302,520
2.5.2.1.1		13,246,520	944,000	0	0	0	0	0	0	0	0	0	0	0	944,000	12,302,520



DISTRIBUCION DEL CALENDARIO INICIAL 2009
MES DE ENERO
(EN NUEVOS SOLES)

SECTOR : 09 ECONOMIA Y FINANZAS
PLIEGO : 057 SUPERINTENDENCIA NACIONAL DE ADMINISTRACION TRIBUTARIA
EJECUTORA : 001 SUPERINTENDENCIA NACIONAL DE ADMINISTRACION TRIBUTARIA [001273]


M E N S U A L I Z A D O																
RB	ESPECIFICA DET	PIM	ENE	FEB	MAR	ABR	MAY	JUN	JUL	AGO	SET	OCT	NOV	DIC	TOTAL	SALDO
2.5.2	1.1.4	13,246,520	944,000	0	0	0	0	0	0	0	0	0	0	0	944,000	12,302,520
2.5.4		4,637,021	304,161	0	0	0	0	0	0	0	0	0	0	0	304,161	4,332,860
2.5.4	1	2,278,795	208,867	0	0	0	0	0	0	0	0	0	0	0	208,867	2,069,928
2.5.4	1.1	2,244,995	204,943	0	0	0	0	0	0	0	0	0	0	0	204,943	2,040,052
2.5.4	1.1.1	2,244,995	204,943	0	0	0	0	0	0	0	0	0	0	0	204,943	2,040,052
2.5.4	1.3	33,800	3,924	0	0	0	0	0	0	0	0	0	0	0	3,924	29,876
2.5.4	1.3.1	33,800	3,924	0	0	0	0	0	0	0	0	0	0	0	3,924	29,876
2.5.4	3	2,358,226	95,294	0	0	0	0	0	0	0	0	0	0	0	95,294	2,262,932
2.5.4	3.1	1,429,150	78,078	0	0	0	0	0	0	0	0	0	0	0	78,078	1,351,072
2.5.4	3.1.1	1,429,150	78,078	0	0	0	0	0	0	0	0	0	0	0	78,078	1,351,072
2.5.4	3.2	871,285	17,206	0	0	0	0	0	0	0	0	0	0	0	17,206	854,079
2.5.4	3.2.1	871,285	17,206	0	0	0	0	0	0	0	0	0	0	0	17,206	854,079
2.5.4	3.3	57,791	10	0	0	0	0	0	0	0	0	0	0	0	10	57,781
2.5.4	3.3.1	57,791	10	0	0	0	0	0	0	0	0	0	0	0	10	57,781
2.5.5		55,100,000	1,493,000	0	0	0	0	0	0	0	0	0	0	0	1,493,000	53,607,000
2.5.5	1	12,500,000	1,200,000	0	0	0	0	0	0	0	0	0	0	0	1,200,000	11,300,000
2.5.5	1.1	12,500,000	1,200,000	0	0	0	0	0	0	0	0	0	0	0	1,200,000	11,300,000
2.5.5	1.1.1	12,500,000	1,200,000	0	0	0	0	0	0	0	0	0	0	0	1,200,000	11,300,000
2.5.5	2	42,600,000	293,000	0	0	0	0	0	0	0	0	0	0	0	293,000	42,307,000
2.5.5	2.1	42,600,000	293,000	0	0	0	0	0	0	0	0	0	0	0	293,000	42,307,000
2.5.5	2.1.99	42,600,000	293,000	0	0	0	0	0	0	0	0	0	0	0	293,000	42,307,000
PARCIAL GEN	2.6	166,235,362	2,778,931	0	0	0	0	0	0	0	0	0	0	0	2,778,931	163,456,431
	2.6.3	143,042,376	2,614,931	0	0	0	0	0	0	0	0	0	0	0	2,614,931	140,427,445
	2.6.3.1	3,231,694	0	0	0	0	0	0	0	0	0	0	0	0	0	3,231,694
	2.6.3.1.1	3,231,694	0	0	0	0	0	0	0	0	0	0	0	0	0	3,231,694
	2.6.3.2	3,231,694	0	0	0	0	0	0	0	0	0	0	0	0	0	3,231,694
	2.6.3.2.1	139,810,682	2,614,931	0	0	0	0	0	0	0	0	0	0	0	2,614,931	137,195,751
	2.6.3.2.1	57,048,049	2,089,489	0	0	0	0	0	0	0	0	0	0	0	2,089,489	54,958,560
	2.6.3.2.1	17,835,723	0	0	0	0	0	0	0	0	0	0	0	0	0	17,835,723
	2.6.3.2.1	39,212,326	2,089,489	0	0	0	0	0	0	0	0	0	0	0	2,089,489	37,122,837



DISTRIBUCION DEL CALENDARIO INICIAL 2009
MES DE ENERO
(EN NUEVOS SOLES)

SECTOR : 09 ECONOMIA Y FINANZAS
PLIEGO : 057 SUPERINTENDENCIA NACIONAL DE ADMINISTRACION TRIBUTARIA
EJECUTORA : 001 SUPERINTENDENCIA NACIONAL DE ADMINISTRACION TRIBUTARIA [001273]

M E N S U A L I Z A D O																
RB	ESPECIFICA DET	PIM	ENE	FEB	MAR	ABR	MAY	JUN	JUL	AGO	SET	OCT	NOV	DIC	TOTAL	SALDO
2.6.3	2.3	51,076,862	16,969	0	0	0	0	0	0	0	0	0	0	0	16,969	51,059,893
2.6.3	2.3.1	50,191,936	14,923	0	0	0	0	0	0	0	0	0	0	0	14,923	50,177,013
2.6.3	2.3.3	884,926	2,046	0	0	0	0	0	0	0	0	0	0	0	2,046	882,880
2.6.3	2.4	115,610	0	0	0	0	0	0	0	0	0	0	0	0	0	115,610
2.6.3	2.4.2	115,610	0	0	0	0	0	0	0	0	0	0	0	0	0	115,610
2.6.3	2.8	468,526	0	0	0	0	0	0	0	0	0	0	0	0	0	468,526
2.6.3	2.8.1	468,526	0	0	0	0	0	0	0	0	0	0	0	0	0	468,526
2.6.3	2.9	31,101,635	508,473	0	0	0	0	0	0	0	0	0	0	0	508,473	30,593,162
2.6.3	2.9.1	4,126,375	343,866	0	0	0	0	0	0	0	0	0	0	0	343,866	3,782,509
2.6.3	2.9.3	25,000,000	0	0	0	0	0	0	0	0	0	0	0	0	0	25,000,000
2.6.3	2.9.4	63,264	5,273	0	0	0	0	0	0	0	0	0	0	0	5,273	57,991
2.6.3	2.999	1,911,996	159,334	0	0	0	0	0	0	0	0	0	0	0	159,334	1,752,662
2.6.6		23,192,986	164,000	0	0	0	0	0	0	0	0	0	0	0	164,000	23,028,986
2.6.6	1	23,192,986	164,000	0	0	0	0	0	0	0	0	0	0	0	164,000	23,028,986
2.6.6	1.3	5,440,051	0	0	0	0	0	0	0	0	0	0	0	0	0	5,440,051
2.6.6	1.3.2	5,440,051	0	0	0	0	0	0	0	0	0	0	0	0	0	5,440,051
2.6.6	1.99	17,752,935	164,000	0	0	0	0	0	0	0	0	0	0	0	164,000	17,588,935
2.6.6	1.9999	17,752,935	164,000	0	0	0	0	0	0	0	0	0	0	0	164,000	17,588,935
PARCIAL GEN	2.8	936,220	0	0	0	0	0	0	0	0	0	0	0	0	0	936,220
	2.8.1	432,549	0	0	0	0	0	0	0	0	0	0	0	0	0	432,549
	2.8.1.1	432,549	0	0	0	0	0	0	0	0	0	0	0	0	0	432,549
	2.8.1.1.2	432,549	0	0	0	0	0	0	0	0	0	0	0	0	0	432,549
	2.8.1.1.2.1	432,549	0	0	0	0	0	0	0	0	0	0	0	0	0	432,549
	2.8.2	484,475	0	0	0	0	0	0	0	0	0	0	0	0	0	484,475
	2.8.2.1	484,475	0	0	0	0	0	0	0	0	0	0	0	0	0	484,475
		484,475	0	0	0	0	0	0	0	0	0	0	0	0	0	484,475
	2.8.	484,475	0	0	0	0	0	0	0	0	0	0	0	0	0	484,475
	2.8.3	19,196	0	0	0	0	0	0	0	0	0	0	0	0	0	19,196
	2.8.3.1	19,196	0	0	0	0	0	0	0	0	0	0	0	0	0	19,196
	2.8.3	19,196	0	0	0	0	0	0	0	0	0	0	0	0	0	19,196



DISTRIBUCION DEL CALENDARIO INICIAL 2009
MES DE ENERO
 (EN NUEVOS SOLES)

SECTOR : 09 ECONOMIA Y FINANZAS
 PLIEGO : 057 SUPERINTENDENCIA NACIONAL DE ADMINISTRACION TRIBUTARIA
 EJECUTORA : 001 SUPERINTENDENCIA NACIONAL DE ADMINISTRACION TRIBUTARIA [001273]

M E N S U A L I Z A D O																
RB	ESPECIFICA DET	PIM	ENE	FEB	MAR	ABR	MAY	JUN	JUL	AGO	SET	OCT	NOV	DIC	TOTAL	SALDO
2.8.3	1.2.1	19,196	0	0	0	0	0	0	0	0	0	0	0	0	0	19,196

2.8.3	1.2.1	19,196	0	0	0	0	0	0	0	0	0	0	0	0	0	19,196
-------	-------	--------	---	---	---	---	---	---	---	---	---	---	---	---	---	--------

3 RECURSOS POR OPERACIONES OFICIALES DE CREDITO

PARCIAL GEN	2.6	2,705,940	118,800	0	0	0	0	0	0	0	0	0	0	0	118,800	2,587,140
	2.6.3	238,850	0	0	0	0	0	0	0	0	0	0	0	0	0	238,850
	2.6.3.2	238,850	0	0	0	0	0	0	0	0	0	0	0	0	0	238,850
	2.6.3.2.3	238,850	0	0	0	0	0	0	0	0	0	0	0	0	0	238,850
	2.6.3.2.3.1	238,850	0	0	0	0	0	0	0	0	0	0	0	0	0	238,850
	2.6.6	2,467,090	118,800	0	0	0	0	0	0	0	0	0	0	0	118,800	2,348,290
	2.6.6.1	2,467,090	118,800	0	0	0	0	0	0	0	0	0	0	0	118,800	2,348,290
	2.6.6.1.3	529,233	0	0	0	0	0	0	0	0	0	0	0	0	0	529,233
	2.6.6.1.3.2	529,233	0	0	0	0	0	0	0	0	0	0	0	0	0	529,233
	2.6.6.1.99	1,937,857	118,800	0	0	0	0	0	0	0	0	0	0	0	118,800	1,819,057
	2.6.6.1.99.99	1,937,857	118,800	0	0	0	0	0	0	0	0	0	0	0	118,800	1,819,057

2.6	2,705,940	118,800	0	0	0	0	0	0	0	0	0	0	0	0	118,800	2,587,140
-----	-----------	---------	---	---	---	---	---	---	---	---	---	---	---	---	---------	-----------



DISTRIBUCION DEL CALENDARIO INICIAL 2009
MES DE ENERO
 (EN NUEVOS SOLES)

SECTOR : 09 ECONOMIA Y FINANZAS
 PLIEGO : 057 SUPERINTENDENCIA NACIONAL DE ADMINISTRACION TRIBUTARIA
 EJECUTORA : 001 SUPERINTENDENCIA NACIONAL DE ADMINISTRACION TRIBUTARIA [001273]

M E N S U A L I Z A D O																
RB	ESPECIFICA DET	PIM	ENE	FEB	MAR	ABR	MAY	JUN	JUL	AGO	SET	OCT	NOV	DIC	TOTAL	SALDO
RESUMEN ...																
	TOTAL FUENTE 2	1,385,966,142	83,330,895	0	0	0	0	0	0	0	0	0	0	0	83,330,895	1,302,635,247
	TOTAL FUENTE 3	2,705,940	118,800	0	0	0	0	0	0	0	0	0	0	0	118,800	2,587,140
<hr/>																
	TOTAL EJECUTORA	1,388,672,082	83,449,695	0	0	0	0	0	0	0	0	0	0	0	83,449,695	1,305,222,387

